



27 SECEC-ESSE CONGRESS

**EUROPEAN SOCIETY FOR SURGERY
OF THE SHOULDER AND THE ELBOW**

BERLIN 2017 • GERMANY

SEPTEMBER 13-16



SECEC-ESSE

Congress program



www.secec.org



The **27th SECEC-ESSSE Congress, Berlin, Germany, 13/09/2017-16/09/2017** has been accredited by the European Accreditation Council for Continuing Medical Education (EACCME®) with **22** European CME credits (ECMEC®s). Each medical specialist should claim only those hours of credit that he/she actually spent in the educational activity.



BERLIN 2017 • GERMANY • SEPTEMBER 13-16

INDEX

Welcome Address	04
Committees	06
Congress Venue	07
How To Get There	
General Information	08
Main Contact Details - Registration Fees	10
Floor Map - Main Sponsors	11
Main Scientific Topics	13
Scientific Grid	14
Video Corners	17
Invited Lectures - Invited Societies Session	18
Symposia	19
Instructional Courses	20
Scientific Sessions	23
JSES & Technology Session	24
Scientific Program	
Thursday 14th	26
Friday 15th	34
Saturday 16th	41
EUSSE Day	49
Lunch Workshops (Industry Sponsored)	53
Social Events	60
Exhibition Catalogue	61



BERLIN 2017 • GERMANY • SEPTEMBER 13-16

WELCOME ADDRESS

Dear Colleagues, Friends and Members of the SECEC family,

On behalf of the German Shoulder and Elbow Society (DVSE) and on behalf of the Charité - Universitätsmedizin Berlin we feel proud and honored that after Würzburg in 1991 and Heidelberg in 2003 the Congress is back in Germany.

Berlin is a fascinating place to visit with an incredibly varied history – forever evolving and full of contrast. As one of the favorite destinations in Europe, the capital provides all necessary requirements for a successful meeting. Besides the established business community, Berlin offers a uniquely cultural programme, all sorts of entertainment and as Germany's greenest city also many places for recreation.

The Congress takes place in one of the most attractive congress hotels located in the heart of Berlin, between Kurfürstendamm and Potsdamer Platz. The InterContinental unites tradition with future and perfection and has outstanding meeting facilities still guaranteeing that the congress will be held in a familial atmosphere.

In 2017 the SECEC/ESSSE is also celebrating its 30th birthday and we are glad to host this Anniversary providing a high-quality scientific programme and an impressive framework of social events.

I am looking forward to welcoming you in one of the World's most attractive cities and to one of the most relevant international events in the field of shoulder and elbow surgery.

Welcome to Berlin, welcome to SECEC!



Markus Scheibel
Congress President

BERLIN 2017 • GERMANY • SEPTEMBER 13-16

WELCOME ADDRESS

Dear Friends and Colleagues,

Our Society returns to Germany once again – this time to one of Europe's greatest cities. Berlin has reemerged as an enormously important metropolis, as well as the most dynamic creative hub. Where better to discuss the cutting edge of our surgical discipline?

Markus Scheibel and his colleagues have located this conference in an arena of Contemporary and Performance Art, which totally characterizes their city. This will provide a setting for an insightful reminder of the parallels between Art and Surgery, namely the fundamentals of craftsmanship and innovation.

I am confident that the presentations and discussions will push at the boundaries but, just like Art, help us to learn from the past.

I encourage you to present your work and join the activities which I am confident will influence, and even change our clinical practice.

Welcome to Berlin



Roger Emery
President SECEC



BERLIN 2017 • GERMANY • SEPTEMBER 13-16

COMMITTEES

SECEC BERLIN 2017

President

Markus Scheibel (Germany)

GERMAN SHOULDER AND ELBOW SOCIETY (DVSE)

EXECUTIVE COMMITTEE

Markus Scheibel

Lars Lehmann

Lars-Peter Müller

Manfred Pfahler

Patric Raiss

SECEC

EXECUTIVE COMMITTEE

President

Roger Emery (United Kingdom)

Past President

Frank Gohlke (Germany)

Treasurer

Emilio Calvo (Spain)

General Secretary

Juan Bruguera (Spain)

Members

Anders Ekelund (Sweden)

Denise Eygendaal (Netherlands)

Przemyslaw Lubiatowski (Poland)

Pierre Mansat (France)

Nicole Pouliart (Belgium)

Markus Scheibel (Germany)

Carlos Torrens (Spain)

Roger Van Riet (Belgium)

Matthias Zumstein (Switzerland)

SECEC Secretary

Sylvie Noël (France)

SECEC PROGRAM COMMITTEE

Chairman

Juan Bruguera (Spain)

Members

Kerem Bilsel (Turkey)

Mario Borroni (Italy)

Bertrand Coulet (France)

Matthias Flury (Switzerland)

Jorn Kircher (Germany)

Markus Scheibel (Germany)

Matthias Zumstein (Switzerland)

SECEC EDUCATION COMMITTEE

Chairman

Philippe Collin (France)

Members

Giacomo Delle Rose (Italy)

Robert Hudek (Germany)

Philip Kasten (Germany)

SECEC REHABILITATION COMMITTEE

Chairman

Roger Van Riet (Belgium)

Members

Marco Conti (Italy)

Raffaele Garofalo (Italy)

Ariane Gerber Popp (Switzerland)

Frieder Mauch (Germany)

Olivier Verborgt (Belgium)

SECEC EASTERN EUROPEAN SUPPORT COMMITTEE

Chairman

Przemyslaw Lubiatowski (Poland)

Members

Nuri Aydin (Turkey)

Janne Lehtinen (Finland)

Paolo Paladini (Italy)

Pericles Papadopoulos (Greece)

Gabor Skaliczki (Hungary)

SECEC WEBSITE COMMITTEE

Chairman

Matthias Zumstein (Switzerland)

Webmaster

Mario Borroni (Italy)

Members

Taner Gunes (Turkey)

Michael Schaer (Switzerland)

Christian Spross (Switzerland)

SECEC MEMBERSHIP COMMITTEE

Chairman

Anders Ekelund (Sweden)

Members

John Feroussis (Greece)

Christian Gerhardt (Germany)

Giuseppe Sforza (United Kingdom)

Markus Wambacher (Austria)

SECEC RESEARCH AND DEVELOPMENT COMMITTEE

Chairman

Nicole Pouliart (Belgium)

Members

Francesco Franceschi (Italy)

Ofer Levy (United Kingdom)

Sven Lichtenberg (Germany)

Xavier Ohl (France)

SECEC QUALIFICATION COMMITTEE

Chairman

Markus Scheibel (Germany)

Members:

Raul Barco (Spain)

Harry Georgousis (Greece)

† Philippe Hardy (France)

Jacinto Monteiro (Portugal)

Patric Raiss (Germany)

SECEC REGISTRY COMMITTEE

Chairman

Luc Favard (France)

Members:

Lijekle Beimers (Netherlands)

Jonathan Rees (UK)

Bjorn Salomonsson (Sweden)

Carlos Torrens (Spain)

Birgit Werner (Germany)

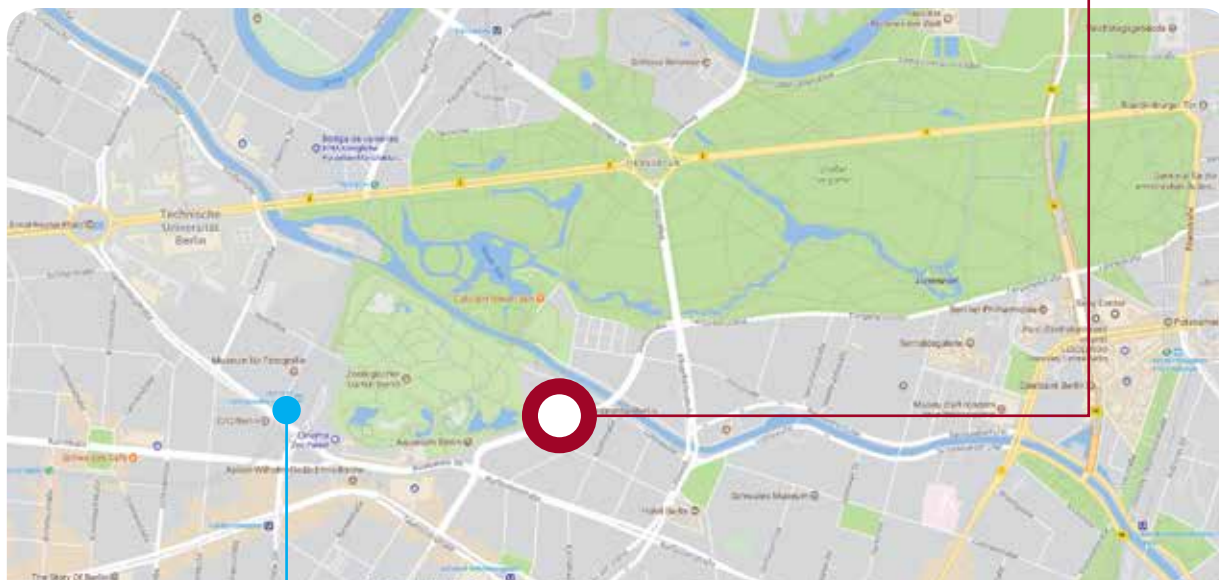


BERLIN 2017 • GERMANY • SEPTEMBER 13-16

CONGRESS VENUE

VENUE

InterContinental Berlin
Budapester Strasse 2
10787 Berlin, Germany



Berlin Zoologischer Garten
railway station





BERLIN 2017 • GERMANY • SEPTEMBER 13-16

GENERAL INFORMATION

REGISTRATION & ABSTRACT SUBMISSION

www.secec.org

CAR PARKING

Parking area available at the Congress venue

WIRELESS INTERNET ACCESS

WiFi Internet access area will be available at the Congress.

SOCIAL EVENTS

Welcome Cocktail

SECEC 2017 Welcome Cocktail will be held on Wednesday, 13th late afternoon after the Opening Ceremony.
(included in the registration fee)

Gala Dinner

SECEC 2017 Gala Dinner will be held on Friday, September 15th evening.
(not included in the registration fee)

ACCOMMODATION DETAILS

Accommodation details and further announcements are available at the website.

ECO-FRIENDLY

SECEC is a sustainable and environmental friendly Congress encouraging the use of recyclable material.

SMOKING

SECEC 2017 is a non-smoking congress.

IMPORTANT DATES

Deadline for abstract submission: February 15th 2017

Deadline for early registration: June 15th 2017

REGISTRATION DESK

Participants can pick up their personal Congress material at the registration desk, which will be open as follows

Wednesday, 13th September: 15.30 - 19.30 h

Thursday, 14th September: 07.15 - 18.00 h

Friday, 15th September: 07.15 - 17.30 h

Saturday, 16th September: 07.15 - 16.15 h

The Congress Secretariat will be available to assist you during the Congress.

Please do not hesitate to contact this office for help or advice.

ATTENDANCE

The Congress usually attracts between 1.500 and 1.800 people from all over Europe and from all over the world.





BERLIN 2017 • GERMANY • SEPTEMBER 13-16

GENERAL INFORMATION

NAME BADGES

Participants should wear the official Congress name badges on all Congress occasions.

EXHIBITION

Access to the exhibition is free for registered participants. The exhibition will be open on 13 - 16 September 2017 during the congress hours.

LUNCH AND REFRESHMENTS

Lunches are not included in the participants' registration fee.
Coffee, tea will be available in the exhibition area during the breaks.

CERTIFICATE OF ATTENDANCE

Participants will receive a certificate of attendance at the Congress.

LIABILITY

By registering for the Congress and/or by participating in the exhibition joined to the Congress, participants and exhibitors agree that SECEC/ESSSE, the Organising Committee or the Congress Secretariat do not assume any responsibility for damage or injuries to persons or property during the Congress. Participants and exhibitors are advised to organise their own health, travel and personal insurances.

LETTER OF INVITATION

Upon request, the Chairman of the Local Organising Committee will be pleased to send a personal letter of invitation so as to enable participants to obtain supporting funds or visas for attending the Congress. These invitation letters cannot be considered as an offer of financial support by the organisers.





BERLIN 2017 • GERMANY • SEPTEMBER 13-16

MAIN CONTACT DETAILS

SECEC HEADQUARTERS

European Society for Surgery
of the Shoulder and Elbow

Secretary: Sylvie Noël

69 Bld des Canuts

69004 Lyon

M. +33 683 17 86 13

sececoffice@gmail.com

TECHNICAL SECRETARIAT

General Information

Registration - Exhibition - Sponsorship

SECEC Meetings - TORRES PARDO

Nàpols, 187 2º

08013 Barcelona, Spain

Tel. +34 93 246 35 66

Fax. +34 93 231 79 72

info@secec-meetings.org

LOCAL PCO

**Accommodation - Social Events -
Tours & Excursions**

Intercongress GmbH

Mommensenstrasse 5

10629 Berlin, Germany

Tel. +49 30 893877-10

Fax. +49 30 893877-15

secec@intercongress.de



TORRESPARDO
Congress Management



REGISTRATION FEES

MEMBERS (access to the full congress – SECEC and EUSSER sessions)

Before June 30th

475€€€

After July 1st

560€

On site

595€€€

NON MEMBERS (access to the full congress – SECEC and EUSSER sessions)

Before June 30th

595€€€

After July 1st

680€€€

On site

700€

RESIDENT / TRAINEE (access to the full congress – SECEC and EUSSER sessions)

Before June 30th

330€

After July 1st

360€€

On site

390€€€

EUSSER sessions

Before June 30th

140€

After July 1st

160€€

On site

180€€€

FRIDAY AND SATURDAY

INCLUDING WORKSHOP

ON SATURDAY

170€

190€€

210€€€

The participant's registration includes documentation, certificate of attendance, coffee breaks, access to the industrial exhibition, lunch on Saturday 16th, opening ceremony and Welcome Cocktail

Gala Dinner: 120€

Welcome Cocktail (For non delegates): 60€

Cancellation Policy:

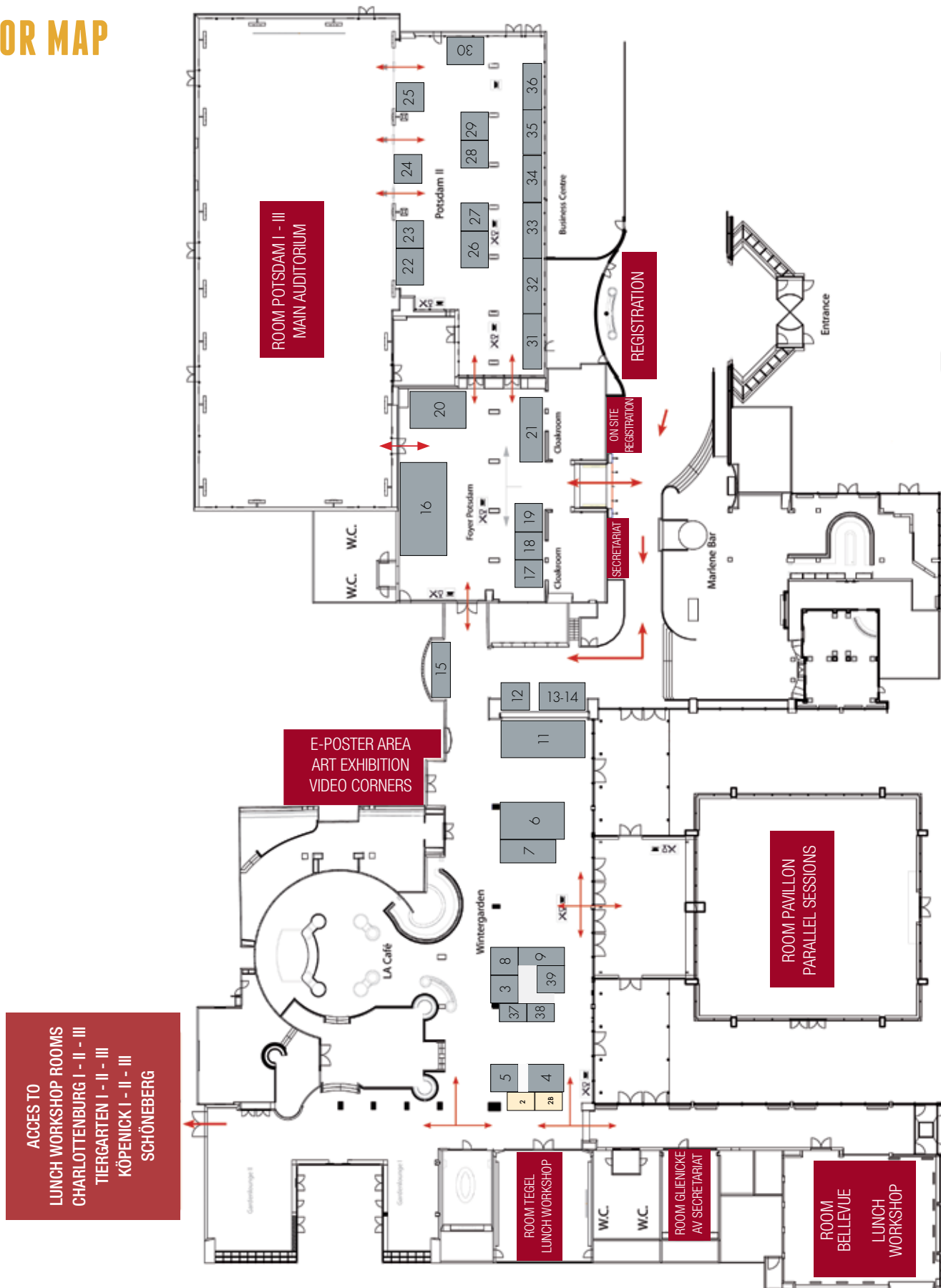
25% refund for those cancellations received before July 31st 2017 / No refund for those cancellations received after August 1st 2017

German VAT 19% is included in the prices listed above



BERLIN 2017 • GERMANY • SEPTEMBER 13-16

FLOOR MAP



BERLIN 2017 • GERMANY • SEPTEMBER 13-16

MAIN SPONSORS

PLATINUM



GOLD



SILVER



COMPANY

BOOTH

ACUMED	5
ARCKOREA Co., Ltd.	34
ARTHREX	16
CONMED	20
DEPUY SYNTHES	4
DE SOUTTER MEDICAL	17
DJO GLOBAL	13-14
DUAL SANITALY	9
EVOLUTIS 42	25
EXACTECH	21
FH ORTHOPEDICS	8
FX SOLUTIONS	12
IMPLANTCAST GMBH	3
INNOVATIVE DESIGN ORTHOPAEDICS	24
ITEC Medical BV	39

COMPANY

BOOTH

KARL STORZ	26-27
LIMA CORPORATE	6
MATERIALISE NV	35
MATHYS MEDICAL	18-19
MEDACTA	28-29
MEDARTIS	7
NCS Lab	30
ORTHOSPACE	36
PARCUS MEDICAL LLC	23
SMITH & NEPHEW	31-32-33
STRYKER	15
WISEPRESS	37-38
WRIGHT / TORNIER	11
ZIMMER BIOMET	22



BERLIN 2017 • GERMANY • SEPTEMBER 13-16

MAIN SCIENTIFIC TOPICS - SYMPOSIA - ICL - JSES

THURSDAY, SEPTEMBER 14th

SYMPOSIUM 1

DISTAL BICEPS TENDON

Chair: Roger van Riet (Belgium)

ICL 1

BASIC RESEARCH IN ROTATOR CUFF PATHOLOGY

Chair: Stefano Gumina (Italy)

ICL 2

OSTEOPOROTIC FRACTURES OF THE PROXIMAL HUMERUS

Chair: Stefano Carbone (Italy)

ICL 3

ELBOW ARTHROSCOPY

Chair: Michel van den Bekerom (Netherlands)

JSES SESSION 1

ELBOW

Chair: Pierre Mansat (France), Frank Gohlke (Germany)

FRIDAY, SEPTEMBER 15th

SYMPOSIUM 2

BONY-MEDIATED ANTERIOR SHOULDER INSTABILITY

Chair: Olivier Verborgt (Belgium)

ICL 4

THE STIFF ELBOW

Chair: Stefan Greiner (Germany)

ICL 5

CLINICAL EXAMINATION OF THE ROTATOR CUFF

Chair: Alexandre Lädermann (Switzerland)

ICL 6

SHOULDER ARTHROPLASTY REGISTRY - WHERE ARE WE NOW?

Chair: Bo Olsen (Denmark), Luc Favard (France)

JSES SESSION 2

SHOULDER

Chair: Frank Gohlke (Germany), Pierre Mansat (France)

SATURDAY, SEPTEMBER 16th

ICL 7

CHALLENGES IN SHOULDER ARTHROPLASTY

Chair: Anders Ekelund (Sweden)

ICL 8

RADIOHUMERAL OSTEOARTHRITIS

Chair: Adam Watts (UK)

ICL 9

MANAGEMENT OF COMPLICATIONS IN SHOULDER AND ELBOW SURGERY

Chair: Bernhard Jost (Switzerland)

TECHNOLOGY SESSION

TECHNOLOGY IN EDUCATION

Chair: Thomas Gregory (France)



27

SECEC-ESSE
CONGRESSEUROPEAN SOCIETY FOR SURGERY
OF THE SHOULDER AND THE ELBOWBERLIN 2017 • GERMANY
SEPTEMBER 13-16

SCIENTIFIC GRID







FRIDAY, SEPTEMBER 15th				
POTSDAM	PAVILLON	CHARLOTTENBURG I - II	BELLEVUE	TIERGARTEN
07.30 - 08.45 h		ICL 5 CLINICAL EXAMINATION OF THE ROTATOR CUFF <i>A. Lädermann (Switzerland)</i>	ICL 6 SHOULDER ARTHROPLASTY REGISTRY – WHERE ARE WE NOW? <i>B. Olsen (Denmark), L. Favard (France)</i>	JSES SESSION 2 SHOULDER <i>F. Gohlke (Germany), P. Mansat (France)</i>
09.00 - 10.30 h	SCIENTIFIC SESSION 7 ROTATOR CUFF - II	ICL 4 THE STIFF ELBOW <i>S. Greiner (Germany)</i>		
10.30 - 11.00 h	SCIENTIFIC SESSION 8 ELBOW II (PROSTHESIS & FRACTURES)			
		Coffee Break		
11.00 - 12.30 h	SCIENTIFIC SESSION 9 ANATOMICAL SHOULDER ARTHROPLASTY			
12.40 - 14.10 h		LUNCH WORKSHOPS (Industry sponsored) - (Page 52)		
14.15 - 15.15 h	National Societies Best Paper Prize	EUSSEER DAY		
15.15 - 15.45 h	SECEC PRESIDENTIAL GUEST LECTURE <i>Felix H. "Buddy" Savoie III, MD (USA)</i>	SPORTING SHOULDER AND ELBOW INJURIES		
15.45 - 16.15 h			Coffee Break	
16.15 - 17.45 h	SYMPOSIUM 2 BONY-MEDIATED ANTERIOR SHOULDER INSTABILITY <i>O. Verborgt (Belgium)</i>	EUSSEER DAY SHOULDER INJURIES IN SPORT CONSIDERATIONS FOR RHB		
17.45 - 19.15 h	SECEC GENERAL ASSEMBLY	EUSSEER DAY GENERAL ASSEMBLY		
20.30 h		SECEC 2017 - Gala Dinner		



SCIENTIFIC GRID

SCIENTIFIC ORIP

SATURDAY, SEPTEMBER 16th

POTSDAM	PAVILLON	CHARLOTTENBURG I - II	BELLEVUE	CHARLOTTENBURG III
07:30 - 08.45 h	ICL 7 CHALLENGES IN SHOULDER ARTHROPLASTY <i>A. Ekelund (Sweden)</i>	ICL 8 RADIOHUMERAL OSTEOARTHRITIS <i>Adam Watts (UK)</i>	ICL 9 MANAGEMENT OF COMPLICATIONS IN SHOULDER AND ELBOW SURGERY <i>B. Jost (Switzerland)</i>	TECHNOLOGY SESSION TECHNOLOGY IN EDUCATION <i>T. Gregory (France)</i>
09:00 - 10.30 h	SCIENTIFIC SESSION 11 REVERSE SHOULDER ARTHROPLASTY – I	 EUSSER DAY RETURN TO PLAY FOLLOWING SHOULDER AND ELBOW INJURIES PART 1		
10:30 - 11.00 h		Coffee Break		
11:00 - 11.50 h	AWARD SESSION	 EUSSER DAY RETURN TO PLAY FOLLOWING SHOULDER AND ELBOW INJURIES PART 2		
12:00 - 12.50 h	INVITED SOCIETIES SESSION GERMAN SOCIETIES DVSE AND AGA			
12:50 - 13.40 h		Lunch Break at the Exhibition Area		
13:40 - 14.20 h	SCIENTIFIC SESSION 12 REVERSE SHOULDER ARTHROPLASTY – II	 EUSSER DAY SCIENTIFIC SESSION 15 REHABILITATION I		
14:30 - 15.20 h	SCIENTIFIC SESSION 13 MISCELLANEOUS – II	 EUSSER DAY SCIENTIFIC SESSION 16 REHABILITATION II		
15:20 - 16.15 h	SCIENTIFIC SESSION 14 NEW TECHNIQUES / TIPS & TRICKS			
16.15 h	Closing Remarks	 EUSSER DAY WORKSHOPS		
16.15 - 18.00 h		 EUSSER DAY WORKSHOPS		

BERLIN 2017 • GERMANY • SEPTEMBER 13-16

VIDEO CORNERS

VIDEO CORNER 1

INSTABILITY

Nicolas Bonneville	France	Revision of open Latarjet with arthroscopic Eden-Hybinette + Hill-Sachs remplissage
Elisabeth Böhm	Germany	Arthroscopic iliac crest bone grafting for anterior shoulder instability
Johannes Barth	France	Can a drill guide improve graft placement during the Latarjet procedure?
Gregory Cvetanovich	USA	The use of accessory portals in Bankart repair with posterior extension in the lateral decubitus position
Luis Natera	Spain	The purse string procedure for recurrent anterior glenohumeral instability
Raffaele Russo	Italy	The asa bone-bloc procedure for recurrent anterior shoulder instability and capsular deficiency
Philipp Moroder	Germany	The shoulder-pacemaker: treatment of functional shoulder instability with pathological muscle activation pattern

VIDEO CORNER 2

MASSIVE ROTATOR CUFF TEAR

Jörn Kircher	Germany	Rotator cuff reconstruction with an autologous hamstring tendon patch (TEAR patch)
Paolo Paladini	Italy	Arthroscopic latissimus dorsi transfer
Ricardo De Casas	Spain	Latissimus dorsi transfer combined with subacromial spacer for the management of irreparable rotator cuff tears. Tips and tricks.
Marvin Minkus	Germany	Superior capsular reconstruction (SCR) for irreparable posterosuperior rotator cuff tendon tears
Luis Natera	Spain	Arthroscopic assisted management of unstable distal third clavicle fractures: conoid ligament reconstruction and fracture cerclage with sutures
Luis Natera	Spain	The "parachute" technique: a simple and effective single-row procedure to achieve an increased contact area between the cuff-tendon and its footprint

VIDEO CORNER 3

ELBOW

Przemysław Lubiński	Poland	Arthroscopic treatment for tennis elbow
Stefan Greiner	Germany	Internal bracing for acute elbow instability
Stefan Greiner	Germany	Arthroscopic elbow release for osteoarthritis

TRAUMATOLOGY

Raffaele Russo	Italy	Control volume theory
Luis Natera	Spain	Arthroscopic assisted management of acute unstable acromioclavicular joint injuries

ARTHROPLASTY

Luis Natera	Spain	Revision of resurfacing shoulder arthroplasty to reverse total shoulder arthroplasty
-------------	-------	--

BERLIN 2017 • GERMANY • SEPTEMBER 13-16

INVITED LECTURES

THURSDAY, SEPTEMBER 14th



SECEC 2017 GUEST LECTURE
Forensic Medicine - What is new in the 21st century?
Prof. Michael Tsokos
Director of the Institute of Legal
Medicine and Forensic Sciences,
Charité-Universitätsmedizin Berlin, Germany

12.15 - 12.45 h > ROOM POTSDAM

FRIDAY, SEPTEMBER 15th



SECEC PRESIDENTIAL - GUEST LECTURE
**Ups and downs in Shoulder and Elbow surgery -
How to strive for the mountain top and bring others with you**
Felix H. "Buddy" Savoie III, MD
ASES President
Tulane University - New Orleans
Chairman of Orthopaedic Surgery Chief of Sports Medicine, USA

15.15 - 15.45 h > ROOM POTSDAM

INVITED SOCIETIES SESSION

SATURDAY, SEPTEMBER 16th



German Shoulder and Elbow Society (DVSE)



Society of Arthroscopy and Joint Surgery (AGA)

12.00 - 12.50 h > ROOM POTSDAM

BERLIN 2017 • GERMANY • SEPTEMBER 13-16

SYMPOSIA

THURSDAY, SEPTEMBER 14th

Room POTSDAM - 09.00 - 10.30 h

SYMPOSIUM 1

DISTAL BICEPS TENDON

Chair: Roger van Riet (Belgium)

Anatomical and biomechanical aspects of the distal biceps tendon

Michel van den Bekerom (Netherlands)

Partial tears of distal biceps - work-up and treatment

Roger van Riet (Belgium)

One or two incision technique

Raul Barco (Spain)

Rehabilitation after distal biceps repair

Val Jones (UK)

Complications in distal biceps repair - how to avoid?

Paolo Arrigoni (Italy)

FRIDAY, SEPTEMBER 15th

Room POTSDAM - 16.15 - 17.45 h

SYMPOSIUM 2

BONY-MEDIATED ANTERIOR SHOULDER INSTABILITY

Chair: Olivier Verborgt (Belgium)

Biomechanical perspectives of bony-mediated shoulder instability

Laurent Willemot (Belgium)

Clinical and radiological examination of bony-mediated shoulder instability and treatment implications

Przemyslaw Lubiatowski (Poland)

Remplissage and humeral head grafting procedures: techniques and long-term results

Giovanni Di Giacomo (Italy)

Coracoid transfer procedures: techniques and long-term results

Lionel Neyton (France)

Free bone grafting procedures: the past, the present and the future

Markus Scheibel (Germany)





BERLIN 2017 • GERMANY • SEPTEMBER 13-16

INSTRUCTIONAL COURSE LECTURES

THURSDAY, SEPTEMBER 14th

Room PAVILLON - 07.30 - 08.45 h

ICL 1

BASIC RESEARCH IN ROTATOR CUFF PATHOLOGY

Chair: Stefano Gumina (Italy)

**Etiology of rotator cuff degeneration:
relationship with medical condition**

Matthias Zumstein (Switzerland)

Role of antioxidants in rotator cuff tendon degeneration

Hyung Bin Park (Korea)

Current concepts on extrinsic factors in rotator cuff tears

Emilio Calvo (Spain)

**Biological strategies to enhance rotator cuff healing:
bioactive scaffolds, PRP and stem cells**

Andrew Carr (UK)

**Pulsed electromagnetic fields on human tendon
stem cells**

Pietro Randelli (Italy)

Room BELLEVUE - 07.30 - 08.45 h

ICL 3

ELBOW ARTHROSCOPY

Chair: Michel van den Bekerom (Netherlands)

Relevant anatomy and portals

Alexander van Tongel (Belgium)

Arthroscopic assessment and treatment of instability

Felix "Buddy" Savoie (USA)

Arthroscopic treatment of degeneration of the elbow

Paolo Arrigoni (Italy)

Arthroscopic fracture treatment

Kilian Wegmann (Germany)

Room CHARLOTTENBURG I-II - 07.30 - 08.45 h

ICL 2

OSTEOPOROTIC FRACTURES OF THE PROXIMAL HUMERUS

Chair: Stefano Carbone (Italy)

Fractures of the proximal humerus in osteoporotic bone

Christian Olsson (Sweden)

**Assessing osteoporosis in fractures of the proximal
humerus**

Christian Spross (Switzerland)

Treatment of osteoporotic proximal humerus fractures

Bartłomiej Kordasiewicz (Poland)

**Augmentation techniques in fixation of proximal
humerus fractures**

Raffaele Russo (Italy)

**Failure of fixation in osteoporotic proximal humerus
fractures**

Mark Tauber (Germany)



BERLIN 2017 • GERMANY • SEPTEMBER 13-16

INSTRUCTIONAL COURSE LECTURES

FRIDAY, SEPTEMBER 15TH

Room PAVILLON - 07.30 - 08.45 h

ICL 4

THE STIFF ELBOW

Chair: Stefan Greiner (Germany)

Posttraumatic stiffness - how to avoid and how to treat

Christian Gerhardt (Germany)

Open treatment of the stiff elbow - indications and outcome

Alberto Schneeberger (Switzerland)

Arthroscopic treatment of stiff elbow

Stefan Greiner (Germany)

Nerve related complications in the treatment of the stiff elbow

Davide Blonna (Italy)

Room CHARLOTTENBURG I-II - 07.30 - 08.45 h

ICL 5

CLINICAL EXAMINATION OF THE ROTATOR CUFF

Chair: Alexandre Lädermann (Switzerland)

Examination of the subscapularis

Johannes Barth (France)

Examination of the supraspinatus

Anthony Romeo (USA)

Examination of the infraspinatus

Alexandre Lädermann (Switzerland)

Examination of the teres minor

Philippe Collin (France)

Room BELLEVUE - 07.30 - 08.45 h

ICL 6

SHOULDER ARTHROPLASTY REGISTRY – WHERE ARE WE NOW?

Chair: Bo Olsen (Denmark), Luc Favard (France)

Danish Shoulder Arthroplasty Registry (DSR); Maintenance and how to optimize the data set in a national registry

Steen Lund Jensen (Denmark)

Swedish Shoulder Arthroplasty Registry historic overview and international cooperation with focus on NARA (common data set) and SECEC registry committee

Björn Salomonsson (Sweden)

Registry Data and treatment of arthrosis. Clinical impact.

Jeppie Rasmussen (Denmark)

The Australian Shoulder Arthroplasty Registry. Registry data on revision surgery and treatment of the cuff deficient shoulder

Richard Page (Australia)

British Shoulder Arthroplasty Registry. Development of a new national registry, creation of and presenting the dataset, securing immediate national impact and impact of registry data on the treatment of shoulder fractures

Jonathan Rees (UK)

German Shoulder Arthroplasty Registry. Creating a national voluntary registry with a focus on a strong dataset. Strengths and weaknesses

Petra Magosch (Germany)



BERLIN 2017 • GERMANY • SEPTEMBER 13-16

INSTRUCTIONAL COURSE LECTURES

SATURDAY, SEPTEMBER 16TH

Room PAVILLON - 07.30 - 08.45 h

ICL 7

CHALLENGES IN SHOULDER ARTHROPLASTY

Chair: Anders Ekelund (Sweden)

The infected arthroplasty

Ludwig Seebauer (Germany)

Anatomical or reverse arthroplasty in osteoarthritis - practical approach for preoperative evaluation

Ofer Levy (UK)

Surgical technique for reverse arthroplasty in acute proximal humeral fractures

Francois Sirveaux (France)

Bone grafting techniques of the glenoid

Anders Ekelund (Sweden)

How to remove a well fixed humeral component

Lieven de Wilde (Belgium)

Room BELLEVUE - 07.30 - 08.45 h

ICL 9

MANAGEMENT OF COMPLICATIONS IN SHOULDER AND ELBOW SURGERY

Chair: Bernhard Jost (Switzerland)

Arthroscopic rotator cuff repair

Mehmet Demirhan (Turkey)

Proximal humerus fractures

Uli Brunner (Germany)

Reverse total shoulder arthroplasty

Christian Gerber (Switzerland)

Acute and chronic elbow instability

Pierre Mansat (France)

Distal humerus fractures

Franz Kralinger (Austria)

Room CHARLOTTENBURG I-II - 07.30 - 08.45 h

ICL 8

RADIOHUMERAL OSTEOARTHRITIS

Chair: Adam Watts (UK)

Cartilage debridement and Pridie techniques

Adam Watts (UK)

Shortening osteotomy

Lars Peter Mueller (Germany)

Interposition arthroplasty

Antonio M. Foruria (Spain)

Arthroscopic radial head resection

Raul Barco (Spain)

Radiohumeral arthroplasty

Roger van Riet (Belgium)





BERLIN 2017 • GERMANY • SEPTEMBER 13-16

SCIENTIFIC SESSIONS

THURSDAY, SEPTEMBER 14th

ROOM POTSDAM

11.00-12.15 h ROTATOR CUFF - I
14.30-16.00 h SHOULDER FRACTURES
16.30-18.00 h SHOULDER INSTABILITY

ROOM PAVILLON

11.00-12.15 h MISCELLANEOUS - I
14.30-16.00 h BASIC SCIENCE
16.30-18.00 h ELBOW I (INSTABILITY & OTHER)

ROOM TIERGARTEN

07.30-08.45 h JSES ELBOW

FRIDAY, SEPTEMBER 15th

ROOM POTSDAM

09.00-10.30 h ROTATOR CUFF - II
11.00-12.30 h ANATOMICAL SHOULDER ARTHROPLASTY

ROOM PAVILLON

09.00-10.30 h ELBOW II (PROSTHESIS & FRACTURES)
11.00-12.30 h YOUNG FORUM SESSION

ROOM TIERGARTEN

07.30-08.45 h JSES SHOULDER

SATURDAY, SEPTEMBER 16th

ROOM POTSDAM

09.00-10.30 h REVERSE SHOULDER ARTHROPLASTY - I
12.00-12.50 h INVITED SOCIETIES SESSION - GERMAN SOCIETIES DVSE AND AGA
13.40-14.20 h REVERSE SHOULDER ARTHROPLASTY - II
14.30-15.20 h MISCELLANEOUS - II
15.20-16.15 h NEW TECHNIQUES / TIPS & TRICKS

ROOM PAVILLON

14.00-15.00 h REHABILITATION I
15.00-16.00 h REHABILITATION II



ROOM CHARLOTTENBURG III

07.30-08.45 h TECHNOLOGY SESSION





BERLIN 2017 • GERMANY • SEPTEMBER 13-16

JSES & TECHNOLOGY SESSION

THURSDAY, SEPTEMBER 14th

Room TIERGARTEN - 07.30 - 08.45 h

JSES SESSION 1: ELBOW

IN THE FOCUS OF INTEREST: THE MOST FREQUENTLY CITED EUROPEAN JSES PAPERS

Moderators: Pierre Mansat (France), Frank Gohlke (Germany)

Lars Müller (Germany)

Treatment of unstable elbow dislocations with hinged elbow fixation-subjective and objective results.

Hopf JC, Berger V, Krieglstein CF, Müller LP, Koslowsky TC. J Shoulder Elbow Surg. 2015 Feb;24(2):250-7. doi: 10.1016/j.jse.2014.09.034.

The circumferential graft technique for treatment of multidirectional elbow instability: a comparative biomechanical evaluation.

Hackl M, Heinze N, Wegmann K, Lappen S, Leschinger T, Burkhart KJ, Scaal M, Müller LP. J Shoulder Elbow Surg. 2016 Jan;25(1):127-35. doi: 10.1016/j.jse.2015.07.016.

Alberto Schneeberger (Switzerland)

EBM analysis

Crossfire discussion:

Decision making in front of a complex elbow trauma

Case discussion with L Müller, A Schneeberger and the audience using live poll

SATURDAY, SEPTEMBER 16th

Room CHARLOTTENBURG III - 07.30 - 08.45 h

TECHNOLOGY SESSION: TECHNOLOGY IN EDUCATION

Chair: Thomas Gregory (France)

Arthroscopic training and simulation, state of the art

Gabriëlle Tuijthof (Netherlands)

Haptics and simulation for orthopaedic surgery and training

Ferdinando Rodriguez y Baena (UK)

Simulation based shoulder and elbow management

Young Lae Moon (South Korea)

Virtual reality simulators and surgical certification

Thomas Gregory (France)

FRIDAY, SEPTEMBER 15th

Room TIERGARTEN - 07.30 - 08.45 h

JSES SESSION 2: SHOULDER

IN THE FOCUS OF INTEREST: THE MOST FREQUENTLY CITED EUROPEAN JSES PAPERS

Moderators: Frank Gohlke (Germany), Pierre Mansat (France)

Papers Shoulder arthroplasty in the young – anatomic or reverse design to prefer?

Christian Gerber (Switzerland)

Reverse total shoulder arthroplasty for massive irreparable rotator cuff tears in patients younger than 65 years old: Results after five to fifteen years (Cited by 65 papers)

Ek, E.T.H., Neukom, L., Catanzaro, S., Gerber, C. J Shoulder Elbow Surg. 2013 Sep;22(9):1199-208. doi: 10.1016/j.jse.2012.11.016

Lars Lehmann (Germany)

EBM analysis

Patric Raiss (Germany)

Mid- to long-term follow-up of total shoulder arthroplasty using a keeled glenoid in young adults with primary glenohumeral arthritis. (Cited by 42 papers)

Denard, P.J., Raiss, P., Sowa, B., Walch, G. J Shoulder Elbow Surg. 2013 Jul;22(7):894-900. doi: 10.1016/j.jse.2012.09.016

Lars Lehmann (Germany)

EBM analysis

Crossfire discussion:

Age limits and preferable design in younger patients

Case discussion with C. Gerber, P. Raiss and the audience using live poll

SCIENTIFIC PROGRAM



BERLIN 2017 • GERMANY • SEPTEMBER 13-16

SCIENTIFIC PROGRAM

THURSDAY, SEPTEMBER 14th

INSTRUCTIONAL COURSE LECTURE 1

BASIC RESEARCH IN ROTATOR CUFF PATHOLOGY

Chair: Stefano Gumina (Italy)

ROOM PAVILLON • 07:30 - 08:45

07:35 - 07:45

**Etiology of rotator cuff degeneration:
relationship with medical condition**

Matthias Zumstein
Switzerland

07:45 - 07:55

Role of antioxidants in rotator cuff tendon degeneration

Hyung Bin Park
Korea

07:55 - 08:05

Current concepts on extrinsic factors in rotator cuff tears

Emilio Calvo
Spain

08:05 - 08:15

**Biological strategies to enhance rotator cuff healing:
bioactive scaffolds, PRP and stem cells**

Andrew Carr
UK

08:15 - 08:25

Pulsed electromagnetic fields on human tendon stem cells

Pietro Randelli
Italy

08:25 - 08:45

Discussion

INSTRUCTIONAL COURSE LECTURE 2

OSTEOPOROTIC FRACTURES OF THE PROXIMAL HUMERUS

Chair: Stefano Carbone (Italy)

ROOM CHARLOTTENBURG I-II • 07:30 - 08:45

07:35 - 07:45

Fractures of the proximal humerus in osteoporotic bone

Christian Olsson
Sweden

07:45 - 07:55

Assessing osteoporosis in fractures of the proximal humerus

Christian Spross
Switzerland

07:55 - 08:05

Treatment of osteoporotic proximal humerus fractures

Bartłomiej Kordasiewicz
Poland

08:05 - 08:15

Augmentation techniques in fixation of proximal humerus fractures

Raffaele Russo
Italy

08:15 - 08:25

Failure of fixation in osteoporotic proximal humerus fractures

Mark Tauber
Germany

08:25 - 08:45

Discussion

INSTRUCTIONAL COURSE LECTURE 3

ELBOW ARTHROSCOPY

Chair: Michel van den Bekerom (Netherlands)

ROOM BELLEVUE • 07:30 - 08:45

07:30 - 07:45

Relevant anatomy and portals

Alexander van Tongel
Belgium

07:45 - 08:00

Arthroscopic assessment and treatment of instability

Felix "Buddy" Savoie
USA

08:00 - 08:15

Arthroscopic treatment of degeneration of the elbow

Paolo Arrigoni
Italy

08:15 - 08:30

Arthroscopic fracture treatment

Kilian Wegmann
Germany

08:30 - 08:45

Discussion

JSES SESSION 1

ELBOW

Moderators: Pierre Mansat (France), Frank Gohlke (Germany)

ROOM TIERGARTEN • 07:30 - 08:45

In the focus of interest: The most frequently cited European JSES papers

Lars Müller (Germany)

**Treatment of unstable elbow dislocations with hinged elbow
fixation-subjective and objective results.**

Hopf JC, Berger V, Krieglstein CF, Müller LP, Koslowsky TC.
J Shoulder Elbow Surg . 2015 Feb;24(2):250-7. doi: 10.1016/j.jse.2014.09.034.



BERLIN 2017 • GERMANY • SEPTEMBER 13-16

SCIENTIFIC PROGRAM

THURSDAY, SEPTEMBER 14th

The circumferential graft technique for treatment of multidirectional elbow instability: a comparative biomechanical evaluation.

Hackl M, Heinze N, Wegmann K, Lappen S, Leschinger T, Burkhart KJ, Scaal M, Müller L.

J Shoulder Elbow Surg. 2016 Jan;25(1):127-35. doi: 10.1016/j.jse.2015.07.016.

Alberto Schneeberger (Switzerland)

EBM analysis

Crossfire discussion:

Decision making in front of a complex elbow trauma

Case discussion with L Müller, A Schneeberger and the audience using live poll

SYMPOSIUM 1

DISTAL BICEPS TENDON

Chair: Roger van Riet (Belgium)

ROOM POTSDAM • 09:00 - 10:30

09:00 - 09:15

Anatomical and biomechanical aspects of the distal biceps tendon

*Michel van den Bekerom
Netherlands*

09:15 - 09:30

Partial tears of distal biceps - work-up and treatment

*Roger van Riet
Belgium*

09:30 - 09:45

One or two incision technique

*Raul Barco
Spain*

09:45 - 10:00

Rehabilitation after distal biceps repair

*Val Jones
UK*

10:00 - 10:15

Complications in distal biceps repair - how to avoid?

*Paolo Arrigoni
Italy*

10:15 - 10:30

Discussion

COFFEE BREAK

10:30 - 11:00



SCIENTIFIC SESSION 1

ROTATOR CUFF - I

Moderators: Giuseppe Sforza (UK)

Manfred Pfahler (Germany)

ROOM POTSDAM • 11:00 - 12:15

11:00 - 11:08

OP-1. Evaluation of symptomatic rotator cuff tears with dynamic magnetic resonance imaging

Hideyuki Sasanuma¹, Yuki Iijima², Yuji Kanaya³, Katsushi Takeshita²

¹ *Tochigi Medical Center Shimotsuga, Tochigi, Japan*

² *Department of Orthopaedics, Tochigi, Japan*

³ *Jichi Medical University, Tochigi, Japan*

11:08 - 11:16

OP-2. Increased mortality and high rates of contralateral cuff tears at 22-year follow-up after arthroscopically verified rotator cuff tear.

Mats C Ranebo¹, Hanna Björnsson Hallgren², Lars E Adolfsson²

¹ *Orthopedic Clinic Kalmar County Hospital, Kalmar, Sweden*

² *Orthopedic Clinic, Linköping University Hospital, Linköping, Sweden*

11:16 - 11:24

OP-3. Ten-year multi-center clinical and MRI evaluation of cuff repairs according to type of tear.

Luc Favard¹, Charles Agout¹, Julien Berhouet¹, Philippe Collin²,

Jean François Kempf³

¹ *University of Tours, Tours, France*

² *St Gregoire, Rennes, France*

³ *University of Strasbourg, Strasbourg, France*

11:24 - 11:32

OP-4. Twenty-year results of isolated supraspinatus repair

Mikael Betz¹, Philippe Collin², Gilles Walch³, Christian Gerber⁴,

Jean François Kempf⁵

¹ *Balgrist, Zurich, Switzerland*

² *CHP Saint Grégoire, Rennes, France*

³ *Centre Orthopédique Santy, Lyon, France*

⁴ *Balgrist, Zurich, France*

⁵ *CHU, Strasbourg, France*

11:32 - 11:40

OP-5. Cost-effectiveness of single row versus double row constructs in arthroscopic rotator cuff repair

Peter L-C Lapner¹, Kednapa Thavorn², Sasha Van Katwyk³,

Peter Macdonald⁴, Adrian L Huang¹

¹ *Division of Orthopedics, Ottawa Hospital Research Institute, The Ottawa Hospital, University of Ottawa, Ottawa, Canada*

² *Clinical Epidemiology Program, Ottawa Hospital Research Institute, The Ottawa Hospital; School of Epidemiology, Public Health and Preventive Medicine, University of Ottawa; Institute of Clinical and Evaluative Sciences, Ottawa, Canada*





BERLIN 2017 • GERMANY • SEPTEMBER 13-16

SCIENTIFIC PROGRAM

THURSDAY, SEPTEMBER 14th

³ Clinical Epidemiology Program, Ottawa Hospital Research Institute, The Ottawa Hospital, Ottawa, Canada

⁴ Section of Orthopaedic Surgery & The Pan Am Clinic, University of Manitoba, Winnipeg, Canada

11:40 - 11:48

OP-6. The effect of intravenous tranexamic acid on the visual clarity during arthroscopic rotator cuff repair:

A randomised controlled, double blind study

Ali Ersen, Mehmet Ersin, Mehmet Buget, Ata Can Atalar

Istanbul University Istanbul Medical Faculty, Istanbul, Turkey

11:48 - 11:56

OP-7. Effect of recombinant human growth hormone on rotator cuff healing after arthroscopic repair

Joo Han Oh¹, Seok Won Chung², Kyung-Soo Oh², Jae Chul Yoo³, Yang Soo Kim⁴, Jin-Young Park⁵

¹ Seoul National University Bundang Hospital, Seongnam-Si, South Korea

² Konkuk University Medical Center, Seoul, South Korea

³ Samsung Seoul Medical Center, Seoul, South Korea

⁴ Seoul Saint Mary's Hospital, Seoul, South Korea

⁵ Neon Orthopaedic Clinic, Seoul, South Korea

11:56 - 12:04

OP-8. A pilot study examining the feasibility and safety of using bone marrow aspirate concentrate in improving rotator cuff tendon healing following arthroscopic rotator cuff repair

Michael Oliver Schär¹, Camila Carballo², Arielle Hall², Liang Ying², Hollis Potter², Russell Warren², Scott Rodeo²

¹ Inselspital, University of Bern, Bern, Switzerland

² Hospital for Special Surgery, New York City, Switzerland

12:04 - 12:12

OP-9. Management and outcome of acute postoperative infections after arthroscopic rotator cuff repair in the shoulder.

A prospective cohort study.

Kjersti Kaul Jenssen¹, Kirsten Lundgreen¹, Jan Erik Madsen², Sigbjørn Dimmen¹

¹ Lovisenberg Diaconal Hospital, Oslo, Norway

² Oslo University Hospital, Oslo, Norway

SCIENTIFIC SESSION 2

MISCELLANEOUS - I

Moderators: **Dennis Liem (Germany)**

Antonio Cartucho (Portugal)

ROOM PAVILLON • 11:00 - 12:15

11:00 - 11:08

OP-10. How do we deliver our findings? analysis of podium presentations in shoulder meetings

Joan Miquel¹, Fernando Santana², Carlos Torrens²

¹ Consorci Sanitari de l'Anoia, Igualada, Spain

² Parc de Salut Mar, Barcelona, Spain

11:08 - 11:16

OP-11. Concomitant glenohumeral pathologies associated with acute and chronic grade III and grade V acromioclavicular joint injuries

Gunnar Jensen¹, Peter James Millett², Dimitri Satesh Tahal³, Mireille Al Ibadi¹, Helmut Lill¹, Jan Christoph Katthagen⁴

¹ Diakovere Friederikenstift, Hannover, Germany

² The Steadman Clinic, Vail, Germany

³ Steadman Philippon Research Institute, Vail, United States

⁴ Department of Trauma, Hand and Reconstructive Surgery University Hospital Münster, Münster, Germany

11:16 - 11:24

OP-12. Analysis of complications after arthroscopic stabilization of chronic ac-joint instabilities with a gracilis tendon graft and tight-rope augmentation

Carmen Hann, Nina Maziak, Marvin Minkus, Natascha Kraus, Markus Scheibel

Center for Musculoskeletal Surgery, Charité-Universitätsmedizin Berlin, Germany

11:24 - 11:32

OP-13. Mid- to longterm outcome of glenohumeral microfracturing

Julia K. Frank¹, Lukas Bauer², Philipp R. Heuberger¹, Ulrich Lanz², Brenda Laky¹, Christian Wurnig², Werner Anderl¹, Leo Pauzenberger¹

¹ St Vincent Shoulder & Sports Clinic, Vienna, Austria

² I Orthopaedic Department, Orthopaedic Hospital Speising, Vienna, Austria

11:32 - 11:40

OP-14. Treatment of focal glenohumeral cartilage defects with autologous chondrocyte transplantation – preliminary results

Elisabeth Böhm, Marvin Minkus, Anna Krukenberg, Markus Scheibel

Center for Musculoskeletal Surgery, Charité-Universitätsmedizin Berlin, Germany

11:40 - 11:48

OP-15. Sham surgery for SLAP lesions of the shoulder

Cecilie Piene Schrøder¹, Øystein Skare¹, Olav Reikerås², Petter Mowinckel², Jens Ivar Brox²

¹ Lovisenberg Diaconal Hospital, Oslo, Norway

² Oslo University Hospital, Oslo, Norway

11:48 - 11:56

OP-16. Tenodesis renders superior long-term outcomes for isolated supraspinatus tears with biceps pathology in younger patients

Arnaud Godenèche¹, Philippe Collin², Gilles Walch¹, Philippe Valenti³, Pierre Mansat⁴, Jean-François Kempf⁶

¹ Ramsay Générale de Santé, Hôpital Privé Jean Mermoz, Centre Orthopédique Santy, Lyon, France

² Clinique Saint Grégoire, Saint Grégoire, France



BERLIN 2017 • GERMANY • SEPTEMBER 13-16

SCIENTIFIC PROGRAM

THURSDAY, SEPTEMBER 14th

³ Institut parisien de l'épaule, Paris, France

⁴ CHU de Toulouse, Toulouse, France

⁵ CHRU de Strasbourg, Strasbourg, France

11:56 - 12:04

OP-17. Brain recovery is only partial after anterior shoulder stabilization

Alexandre Lädermann¹, Grégory Cunnigham²

¹ La Tour Hospital, Meyrin, Switzerland

² La Colline Hirslanden, Geneva, Switzerland

12:04 - 12:12

OP-18. Is economic evaluation in orthopedic surgery an obstacle to innovation? The Latarjet procedure example.

Christel Conso, Emmanuel De Thomasson, Olivier Guingand, Richard Terracher, Christian Mazel

Institut Mutualiste Montsouris, Paris, France

² Clinica Nuova Iltor, Dept Of Orthopaedics and Traumatology, Rome, Italy

³ Ospedale San Camillo de Lellis, Dept Of Orthopaedics and Traumatology, Rieti, Italy

14:38 - 14:46

OP-20. Is central skeleton bone quality a predictor of the severity of proximal humeral fractures?

Jae-Hoo Lee, In Park, Hwan-Sub Hyun, Yoon-Sang Jeon,

Sang-Jin Shin

Ewha Womans University Mokdong Hospital, Seoul, South Korea

14:46 - 14:54

OP-21. Can the knowledge of the glenohumeral relationship be helpful in the treatment of proximal humeral fractures?

Alexander Gallant, Thomas Van Isterdael, Lieven De Wilde, Alexander Van Tongel

University Hospital Gent, Gent, Belgium

14:54 - 15:02

OP-22. Five year follow-up results of the PROFHER randomised clinical trial

Amar Rangan¹, Helen Handoll², Stephen Brealey³, Ada Keding³, Belen Corbacho-Martin³, Catherine Hewitt³

¹ The James Cook University Hospital, Middlesbrough, United Kingdom

² Teesside University, Middlesbrough, United Kingdom

³ University of York, York, United Kingdom

15:02 - 15:10

OP-23. Locked plating for displaced proximal humeral fractures - outcome and complications in 1104 consecutive cases.

Ben Ockert, Mark Daerner, Niklas Biermann, Georg Siebenbürger,

Mirjam Lange, Tobias Helfen, Wolfgang Böcker

Shoulder and Elbow Service, Munich University Hospital (LMU), Munich, Germany

15:10 - 15:18

OP-24. Applicability and clinical 1-year-results of an evidence-based treatment algorithm for proximal humerus fractures – a prospective analysis

Christian Spross, Jan Meester, Ruben Angiolo Mazzucchelli, Vilijam Zdravkovic, Gabor Puskas, Bernhard Jost

Kantonsspital St Gallen, St Gallen, Switzerland

15:18 - 15:26

OP-25. Results and therapeutic management of combined fractures of the glenoid and proximal humerus

Matthias Königshausen, Eileen Mempel, Valentin Rausch, Alexander Von Glinski, Jan Gessmann, Thomas Armin Schildhauer, Dominik Seybold

University Bergmannsheil Bochum, Bochum, Germany

SECEC 2017 GUEST LECTURE

Forensic Medicine - What is new in the 21st century?

ROOM POTSDAM · 12:15 - 12:45



Prof. Michael Tsokos

Director of the Institute of Legal Medicine and Forensic Sciences, Charité-Universitaetsmedizin Berlin, Germany

LUNCH WORKSHOPS (INDUSTRY SPONSORED)

12:55 - 14:25

(Page 53)

SCIENTIFIC SESSION 3

SHOULDER FRACTURES

Moderators: **Harry Georgousis (Greece)**

Helmut Lill (Germany)

ROOM POTSDAM · 14:30 - 16:00

14:30 - 14:38

OP-19. Patterns of osteoporotic proximal humerus fractures

Stefano Carbone¹, Matteo Papalia², Valerio Arceri³, Riccardo Mezzoprete³, Andrea Carbone¹

¹ Sapienza University of Rome, Dept Of Molecular Medicine, Rome, Italy





BERLIN 2017 • GERMANY • SEPTEMBER 13-16

SCIENTIFIC PROGRAM

THURSDAY, SEPTEMBER 14th

15:26 - 15:34

OP-26. Inferior outcome after shoulder arthroplasty for failed osteosynthesis in proximal humeral fractures compared with primary shoulder arthroplasty of proximal humeral fractures: a registry-based study of 285 cases.

Marc Randall Kristensen¹, Jeppe Vejlgaard Rasmussen¹, Brian Elmen-gaard², Steen Lund Jensen³, Bo Sanderhoff Olsen¹, Stig Brorson¹

¹ Herlev Hospital, Copenhagen, Denmark

² Aarhus University Hospital, Aarhus, Denmark

³ Aalborg University Hospital, Aalborg, Denmark

15:34 - 15:42

OP-27. Early versus late reverse shoulder arthroplasty for proximal humerus fractures: does it matter?

Adam Seidl¹, Daniel Sholder², William Warrender², Michael Livesey², Gerald Williams², Joseph Abboud², Surena Namdar²

¹ University of Colorado, Aurora, Co, United States

² The Rothman Institute, Philadelphia, Pa, United States

15:42 - 15:50

OP-28. Reverse shoulder arthroplasty for fracture sequelae with minimum 5-year follow-up

Brian L. Seeto¹, Mikaël Chelli¹, Gilles Clowez¹, Lionel Neyton², Christophe Trojani¹, Pascal Boileau¹

¹ IULS - Hôpital Pasteur², Nice, France

² Centre Médical Santy, Lyon, France

15:50 - 15:58

OP-29. Intramedullary nailing in the treatment of humeral shaft fractures: distal interlocking or not?

Romain Colombi, Adrien Bevand, Ludovic Labattut, Brice Viard, Pierre Martz, Emmanuel Baulot

Dijon university hospital, Department of Orthopaedic surgery, Dijon, France

SCIENTIFIC SESSION 4

BASIC SCIENCE

Moderators: **Janne Lehtinen (Finland)**
Philipp Moroder (Germany)

ROOM PAVILLON • 14:30 - 16:00

14:30 - 14:38

OP-30. Hypoxia, apoptosis and oxidative stress in rotator cuff fibroblasts

Hyung Bin Park, Mincheol Kam, Jin-Hyung Im, Ji-Yong Gwark
Department of Orthopaedic Surgery, Gyeongsang National University
Changwon Hospital, Changwon, South Korea

14:38 - 14:46

OP-31. PARP-1 Inhibition improves healing in a rat model of acute rotator cuff repair

Mike B. Künzler¹, Matthias A. Zumstein¹, Michelle H. McGarry², Masaki Akeda², Hansel E. Ihr², Agnieszka Karo³, Brigitte Von Rechenberg³, Thay Q. Lee²

¹ Inselspital University Hospital Bern, Bern, Switzerland

² VA Long Beach Healthcare System, Long Beach, United States

³ Vetsuisse Faculty University of Zurich, Zurich, Switzerland

14:46 - 14:54

OP-32. Regeneration capacity of the irreversibly fattened rotator cuff after transplantation allogenic mesenchymal stem cells and myocytes in a rat model.

Mehmet Fatih Gülecüyüz¹, Konstanz Eichmüller², Matthias Frank Pietschmann¹, Birte Sievers³, Andreas Ficklscherer⁴, Björn Peter Roßbach⁵, Thomas Richard Niethammer⁶, Peter Ernst Müller⁶

¹ Department of Orthopaedics, Physical Medicine and Rehabilitation - Medical Center of the University of Munich (Ludwig-Maximilians-University), Munich, Germany

² Department of Traumatology and Orthopaedics, Klinikum Landsberg am Lech, Germany

³ Numares AG, Regensburg, Germany

⁴ Orthopädie Oberland, Weilheim i. Ob., Germany

⁵ Chirurgisch-Traumatologisches Zentrum, Asklepios Klinik St. Georg, Hamburg, Germany

⁶ Department of Orthopaedics, Physical Medicine and Rehabilitation - Medical Center of the University of Munich, Germany

14:54 - 15:02

OP-33. Perspectives in rotator cuff repair with tenocytes and scaffold

Björn Peter Roßbach¹, Matthias Frank Pietschmann², Lena Kempfert³, Mehmet Fatih Gülecüyüz², Bärbel Schmitt², Peter Ernst Müller²

¹ Asklepios Klinik St. Georg, Chirurgisch-Traumatologisches Zentrum, Sektion Knie-, Schulter- und Ellengelenkchirurgie, Sporttraumatologie, Hamburg; Klinikum der Universität München, LMU, Campus Großhadern, Klinik und Poliklinik für Orthopädie, Physikalische Medizin und Rehabilitation, München, Germany

² Klinikum der Universität München, LMU, Campus Großhadern, Klinik und Poliklinik für Orthopädie, Physikalische Medizin und Rehabilitation, München, Germany

³ RoMed Klinikum Rosenheim, Klinik für Urologie und Kinderurologie, Rosenheim; Klinikum der Universität München, LMU, Campus Großhadern, Klinik und Poliklinik für Orthopädie, Physikalische Medizin und Rehabilitation, München, Germany



BERLIN 2017 • GERMANY • SEPTEMBER 13-16

SCIENTIFIC PROGRAM

THURSDAY, SEPTEMBER 14th

15:02 - 15:10

OP-34. What is the best surgical knot for high-strength suture material? A biomechanical study

Thorsten Jentzsch¹, Elias Bachmann², Alexandre Lädermann³, Georg Lajtai⁴, Dominik C. Meyer¹

¹ Balgrist University Hospital, Zürich, Switzerland

² The Balgrist, Zürich, Switzerland

³ La Tour Hospital, Meyrin, Switzerland

⁴ Private Hospital Maria Hilf, Klagenfurt, Austria

15:10 - 15:18

OP-35. Feasibility of lower trapezius and rhomboid minor transfer for irreparable subscapularis tears: anatomic cadaveric study

Marco Cartaya¹, Pablo Canales², Gwenole Kermarrec¹, Philippe Valenti¹

¹ Paris shoulder unit, Paris, France

² Clinica Indisa, Santiago, Chile

15:18 - 15:26

OP-36. Metabolomic profiling of serum and capsular tissue from patients with adhesive capsulitis: a preliminary study

Hyo-Jin Lee, Yang-Soo Kim, Jong-Ho Kim, Gwang Young Sung, Dong-Jin Kim

Seoul St Mary hospital, Catholic University of Korea, Seoul, South Korea

15:26 - 15:34

OP-37. Neuroanatomical distribution of sensory receptors in the human elbow joint capsule

Erica Kholinne¹, Hyun Joo Lee², Maria Florencia Deslivia³, Ga Yeong Kim⁴, In-Ho Jeon⁴

¹ Upper Extremity Unit, Department of Orthopedic Surgery, St Carolus Hospital, Jakarta, Indonesia

² Department of Orthopedic Surgery, Kyungpook National University Hospital, Daegu, South Korea

³ Korea Institute of Science and Technology, Seoul, South Korea

⁴ Department of Orthopedic Surgery, Asan Medical Center, University of Ulsan, Seoul, South Korea

15:34 - 15:42

OP-38. Scapular morphology in patients with Hill-Sachs lesions using statistical shape modeling

Adam Matthijs Jacxsens¹, Shireen Y Elhabian², Robert Z Tashjian¹, Heath B Henninger³

¹ Department of Orthopaedics, Orthopaedic Research Laboratory, University of Utah, Salt Lake City, United States

² Scientific Computing and Imaging Institute, University of Utah, Salt Lake City, United States

³ Department of Orthopaedics and Department of Bioengineering, Orthopaedic Research Laboratory, University of Utah, Salt Lake City, United States

15:42 - 15:50

OP-39. Biomechanical comparison of three different plate configuration for clavicle midshaft fracture fixation

Gokcer Uzer¹, Fatih Yildiz¹, Suat Batar¹, Kerem Bilse¹, Ergun Bozdog², Hacer Kuduz²

¹ Department of Orthopedics and Traumatology, Bezmialem Vakif University School of Medicine, Istanbul, Turkey

² Biomechanics Laboratory, Faculty of Mechanics, Istanbul Technical University, Istanbul, Turkey

15:50 - 15:58

OP-40. Glenoid defect reconstruction with RSA.

A biomechanical analysis comparing partial anterior bone graft augmentation versus bone joint line reconstruction

Dominik Florian Seybold¹, Matthias Königshausen¹, Nina Sverdlowa², Christoph Ehler², Corinna Mersmann¹, Birger Jettkant¹, Rolf Dermietzel³, Thomas Armin Schildhauer¹

¹ Berufsgenossenschaftliches Universitätsklinikum Bergmannsheil, Bochum, Germany

² Research Group of Biomechanics, Department of Mechanical Engineering, Ruhr-University, Bochum, Germany

³ Institute of Anatomy, Neuroanatomy and Molecular Brain Research Ruhr-University, Bochum, Germany

SCIENTIFIC SESSION 5

SHOULDER INSTABILITY

Moderators: **Nicole Pouliart (Belgium)**

Andreas Werner (Germany)

ROOM POTSDAM · 16:30 - 18:00

16:30 - 16:38

OP-41. Long-term outcome of the arthroscopic Bankart procedure

Marianne Larsen Van Gastel¹, Nienke W Willigenburg¹, Lea Dijkstra², Rob Lindeboom³, Michel PJ Van Den Bekerom¹, Victor PM Van Der Hulst¹, Derek FP Van Deuren¹, Jaap Willems⁴

¹ OLVG, Amsterdam, Netherlands, The

² St Antonius ziekenhuis, Nieuwegein, Netherlands, The

³ Academisch Medisch Centrum, Amsterdam, Netherlands, The

⁴ Shoulder and Elbow Unit, Laïresse Kliniek, Amsterdam, Netherlands, The

16:38 - 16:46

OP-42. Can the ISIS score be improved? a retrospective study of arthroscopic Bankart repair in patients over 30 years of age.

Clinical and radiologic results at more than 10 years follow-up

Damien Delgrande¹, Jean-David Werthel¹, Grégoire Ciais¹, Shanhaz Klouche¹, Guillaume Lonjon², Philippe Hardy¹

¹ Hôpital Ambroise Paré University of Paris Ile de France Ouest, Boulogne Billancourt, France

² Hôpital Européen Georges Pompidou University of Paris Descartes, Boulogne Billancourt, France





BERLIN 2017 • GERMANY • SEPTEMBER 13-16

SCIENTIFIC PROGRAM

THURSDAY, SEPTEMBER 14th

16:46 - 16:54

OP-43. Clinical and radiological outcomes of open Latarjet procedure in patients older than 40 years

Peter Domoš¹, Enricomaria Lunin², Lionel Neyton³, Arnaud Godeneche³, Gilles Walch³

¹ Northern General Hospital, Sheffield Teaching Hospitals NHS Trust, Sheffield, United Kingdom

² Orthopaedic Unit, Hospital of Guastalla, Reggio Emilia, Italy

³ Centre Orthopedique Santy and Hôpital Privé Jean Mermoz, Lyon, France

16:54 - 17:02

OP-44. Analysis of complications after open coracoid transfer as revision surgery following arthroscopic soft tissue stabilization – 2 years follow up

Christian Gerhardt, Julia Wolke, Marvin Minkus, Herrmann Diem Anh, Markus Scheibel

Center for Musculoskeletal Surgery, Charité-Universitätsmedizin Berlin, Germany

17:02 - 17:10

OP-45. Arthroscopic Latarjet Bankart: specific glenoid and coracoid guide and double cortical endobutton fixation. Clinical and CT-scan results of the first 46 cases.

Philippe Patrick Valenti, Marco Cartaya, Jean David Werthel

Paris shoulder unit, Paris, France

17:10 - 17:18

OP-46. Arthroscopic Latarjet procedure: can a standardized technique decrease complications?

Pascal Boileau, Patrick Gendre, David Saliken, Brian Seeto, Thomas D'Ollonne, Olivier Gastaud, Jean-François Gonzalez

IULS - Hôpital Pasteur², Nice, France

17:18 - 17:26

OP-47. Arthroscopic Latarjet restores glenoid track and provides superior postoperative stability over arthroscopic Bankart in "off-track" unstable shoulders.

Emilio Calvo, Daniel Rojas, Diana Morcillo, Alba Jimenez, Alberto Masegosa, Javier Fernandez Jara, Maria Valencia

Hospital Fundación Jimenez Diaz, Madrid, Spain

17:26 - 17:34

OP-48. Clinical and radiological long-term results after implant-free autologous iliac crest bone graft transfer procedure for the treatment of anterior shoulder instability

Philipp Moroder¹, Fabian Plache², Johannes Becker², Eva Schulz², Alexander Auffarth², Herbert Resch²

¹ Charité Universitätsmedizin, Berlin, Germany

² PMU, Salzburg, Austria

17:34 - 17:42

OP-49. Mid- to long-term results of arthroscopic glenoid reconstruction using an arthroscopic, autologous iliac crest bone grafting technique.

Marvin Minkus, Elisabeth Böhm, Natascha Kraus, Philipp Moroder, Markus Scheibel

Center for Musculoskeletal Surgery, Charité-Universitätsmedizin Berlin, Germany

17:42 - 17:50

OP-50. Outcomes of Latarjet versus distal tibia allograft for anterior shoulder instability repair: a prospective matched cohort analysis

Rachel M Frank¹, Catherine J Richardson¹, Michael C O'Brien¹, Jon M Newgren¹, Nikhil N Verma¹, Brian J Cole¹, Mathew T Provencher², Anthony A Romeo¹

¹ RUSH University Medical Center, Chicago, United States

² The Steadman Clinic, Vail, United States

17:50 - 17:58

OP-51. Management of recurrent posterior shoulder instability initially voluntary that became secondarily involuntary: a multicentric study of 37 patients

Marie-Beatrice Hardy¹, Arnaud Godenèche², Pierre Mansat³, Pascal Boileau⁴, Olivier Gastaud⁴, Geoffroy Nourissat⁵, Jérôme Garret⁶

¹ Clinique Mutualiste, Saint Etienne, France

² Centre Orthopédique Santy, Lyon, France

³ Centre Hospitalier Universitaire, Toulouse, France

⁴ Centre Hospitalier Universitaire, Nice, France

⁵ Clinique de Maussins, Paris, France

⁶ Clinique du Parc, Lyon, France

SCIENTIFIC SESSION 6

ELBOW I (INSTABILITY & OTHERS)

Moderators: **Roberto Rotini (Italy)**

Michael Geyer (Germany)

ROOM PAVILLON • 16:30 - 18:00

16:30 - 16:38

OP-52. Relevant anatomy of the lateral collateral ligament of the elbow. An anatomic study

Davide Blonna¹, Enrico Bellato², Francesco Caranzano¹, Filippo Castoldi²

¹ Maurizioano-Umberto I Hospital, University of Turin Medical School, Turin, Italy

² San Luigi Gonzaga Hospital, University of Turin Medical School, Turin, Italy



BERLIN 2017 • GERMANY • SEPTEMBER 13-16

SCIENTIFIC PROGRAM

THURSDAY, SEPTEMBER 14th

16:38 - 16:46

OP-53. Effect of capsule repair on rotational and varus stability in PLRI reconstruction

Mike Künzler¹, Hansel E Ihr², Masaki Akeda², Michelle H McGarry², Matthias A Zumstein¹, Thay Q Lee²

¹ Inselspital University Hospital Bern, Bern, Switzerland

² VA Long Beach Healthcare System, Long Beach, United States

16:46 - 16:54

OP-54. Tennis elbow: a psychological condition?

Aurelie Aben¹, Nadine Hollevoet¹, Carlos Henriquez², Marc Vandeweerd², Koen Ponnet³, Lieven De Wilde¹, Alexander Van Tongel¹

¹ University Hospital Gent, Gent, Belgium

² Fedris, Brussel, Belgium

³ University Gent, Gent, Belgium

16:54 - 17:02

OP-55. Transcatheter arterial embolization of abnormal vessels as a treatment for lateral epicondylitis refractory to conservative treatment

Yuji Okuno¹, Wataru Iwamoto¹, Hiroyasu Ikegami²

¹ Edogawa hospital, Tokyo, Japan

² Toho University, Tokyo, Japan

17:02 - 17:10

OP-56. Two year follow results of arthroscopic lateral collateral ligament imbrication to treat posterolateral rotatory instability of the elbow

Neil Jarvis¹, Roger Van Riet²

¹ Sint Augustinus Hospital, Wilrijk, Belgium

² AZ Monica and University of Antwerp, Antwerp, Belgium

17:10 - 17:18

OP-57. The stiff but unstable elbow: midterm results after arthrolysis and ligament stabilization

Stephanie - Geyer¹, Christian - Schoch², Michael - Geyer²

¹ St Vinzenz Klinik Pfronten / Städtisches Klinikum Lüneburg, Pfronten/ Lüneburg, Germany

² St Vinzenz Klinik Pfronten, Pfronten, Germany

17:18 - 17:26

OP-58. Treatment of pediatric chronic posterior radial head dislocations

Dave R Shukla, Maegan Shields, Anthony Vaichinger, Andrew Assenmacher, James S Fitzsimmons, Shawn W O'Driscoll

Mayo Clinic, Rochester, United States

17:26 - 17:34

OP-59. The majority of isolated coronoid fractures and fracture dislocations can be treated conservatively

Antonio M Foruria, Jesus Cobos, Begoña Gutierrez San Jose, Maria Valencia Mora, Diana Morcillo, Emilio Calvo

Fundacion Jimenez Diaz, Madrid, Spain

17:34 - 17:42

OP-60. Clinical outcome following reconstruction of subacute distal biceps tendon ruptures

Kathi Thiele, Christian Gerhardt, Laura König, Markus Scheibel

Center for Musculoskeletal Surgery, Charité-Universitätsmedizin Berlin, Germany

17:42 - 17:50

OP-61. Fragment-specific double locking plate osteosynthesis and osteosuture augmentation of complex triceps avulsion fractures in the elderly patient

Sebastian Kloetzer¹, Elena Dobre-Sima¹, Lars-Peter Mueller², Kilian Wegmann², Lars Gehard Großerlinden³, Konrad Mader¹

¹ Section Upper Extremity, TOC, AKA, Hamburg, Germany

² Center for Trauma, Elbow and Hand Surgery, Universitiy Clinic Cologne, Cologne, Germany

³ TOC, AKA, Hamburg, Germany

17:50 - 17:58

OP-62. Vascularity visualized by doppler sonography as a predictor of healing potential of the osteochondritis dissecans of the humeral capitellum

Yoshikazu Kida, Toru Morihara, Yoshihiro Kotoura, Tsuyoshi Sukenari, Ryuhei Furukawa, Yukichi Kabuto, Okihito Onishi, Masataka Minami, Hiroyoshi Fujiwara, Toshikazu Kubo

Department of Orthopaedics, Graduate School of Medical Science, Kyoto Prefectural University of Medicine, Kyoto, Japan

17:58 - 18:06

OP-62A. Role of the lateral collateral ligament in posteromedial rotatory instability of the elbow

Enrico Bellato, Youngbok Kim, James S. Fitzsimmons, Alexander W. Hooke, Lawrence J. Berglund, Daniel R. Bachman, Shawn W. O'Driscoll

Mayo Clinic, Department of Orthopedics, Rochester, Minnesota, United States





BERLIN 2017 • GERMANY • SEPTEMBER 13-16

SCIENTIFIC PROGRAM

FRIDAY, SEPTEMBER 15th

INSTRUCTIONAL COURSE LECTURE 4

THE STIFF ELBOW

Chair: Stefan Greiner (Germany)

ROOM PAVILLON • 07:30 - 08:45

07:30 - 07:45

Posttraumatic stiffness - how to avoid and how to treat

Christian Gerhardt

Germany

07:45 - 08:00

Open treatment of the stiff elbow - indications and outcome

Alberto Schneeberger

Switzerland

08:00 - 08:15

Arthroscopic treatment of stiff elbow

Stefan Greiner

Germany

08:15 - 08:30

Nerve related complications in the treatment of the stiff elbow

Davide Blonna

Italy

08:30 - 08:45

Discussion

INSTRUCTIONAL COURSE LECTURE 5

CLINICAL EXAMINATION OF THE ROTATOR CUFF

Chair: Alexandre Lädermann (Switzerland)

ROOM CHARLOTTENBURG I-II • 07:30 - 08:45

07:35 - 07:50

Examination of the subscapularis

Johannes Barth

France

07:50 - 08:05

Examination of the supraspinatus

Anthony Romeo

USA

08:05 - 08:20

Examination of the infraspinatus

Alexandre Lädermann

Switzerland

08:20 - 08:35

Examination of the teres minor

Philippe Collin

France

08:35 - 08:45

Discussion

INSTRUCTIONAL COURSE LECTURE 6

SHOULDER ARTHROPLASTY REGISTRY – WHERE ARE WE NOW?

Chair: Bo Olsen (Denmark), Luc Favard (France)

ROOM BELLEVUE • 07:30 - 08:45

07:30 - 07:38

**Danish Shoulder Arthroplasty Registry (DSR);
Maintenance and how to optimize the data set
in a national registry**

Steen Lund Jensen

Denmark

07:38 - 07:46

**Swedish Shoulder Arthroplasty Registry historic overview
and international cooperation with focus on NARA (common
data set) and SECEC registry committee**

Björn Salomonsson

Sweden

07:46 - 07:54

Registry Data and treatment of arthrosis. Clinical impact.

Jeppe Rasmussen

Denmark

07:54 - 08:04

**The Australian Shoulder Arthroplasty Registry. Registry
data on revision surgery and treatment of the cuff deficient
shoulder**

Richard Page

Australia

08:04 - 08:12

**British Shoulder Arthroplasty Registry. Development of a
new national registry, creation of and presenting the dataset,
securing immediate national impact and impact of registry
data on the treatment of shoulder fractures**

Jonathan Rees

UK

08:12 - 08:20

**German Shoulder Arthroplasty Registry. Creating a national
voluntary registry with a focus on a strong dataset. Strengths
and weaknesses**

Petra Magosch

Germany

08:20 - 08:45

Discussion



BERLIN 2017 • GERMANY • SEPTEMBER 13-16

SCIENTIFIC PROGRAM

FRIDAY, SEPTEMBER 15th

JSES SESSION 2

SHOULDER

Moderators: Frank Gohlke (Germany), Pierre Mansat (France)

ROOM TIERGARTEN • 07:30 - 08:45

In the focus of interest:

The most frequently cited European JSES papers

Shoulder arthroplasty in the young – anatomic or reverse design to prefer?

Christian Gerber (Switzerland)

Reverse total shoulder arthroplasty for massive irreparable rotator cuff tears in patients younger than 65 years old:

Results after five to fifteen years. (Cited by 65 papers)

Ek, E.T.H., Neukom, L., Catanzaro, S., Gerber, C.

J Shoulder Elbow Surg. 2013 Sep;22(9):1199-208. doi:

10.1016/j.jse.2012.11.016

Lars Lehmann (Germany)

EBM analysis

Patric Raiss (Germany)

Mid- to long-term follow-up of total shoulder arthroplasty using a keeled glenoid in young adults with primary glenohumeral arthritis.

(Cited by 42 papers)

Denard, P.J., Raiss, P., Sowa, B., Walch, G.

J Shoulder Elbow Surg. 2013 Jul;22(7):894-900. doi:

10.1016/j.jse.2012.09.016

Lars Lehmann (Germany)

EBM analysis

Crossfire discussion:

Age limits and preferable design in younger patients

Case discussion with C. Gerber, P. Raiss and the audience using live poll

09:08 - 09:16

OP-64. Clinical outcome, PROM's, power and structural integrity after arthroscopic subscapularis tendon repair

Jörn Kircher, Knut Schwalba, Milad Farkhondeh Fal, Achim Hedtmann

Klinik Fleetinsel Hamburg, Hamburg, Germany

09:16 - 09:24

OP-65. Arthroscopic versus open repair of large isolated subscapularis tendon tears

Christoph Bartl¹, Florian Elser², Janna Dolde³, Stefan Eichhorn⁴, Florian Gebhard⁵

¹ Orthopaedic Center Munich, Munich, Germany

² Helsingpark-Clinic, Augsburg, Germany

³ Dep. of Orthopaedic Trauma Surgery, Ulm University, Ulm, Germany

⁴ Technical University Munich, Munich, Germany

09:24 - 09:32

OP-66. Latissimus dorsi transfer for irreparable subscapularis tendon tears

Chang Hee Baek, Sang Won Mun, Ji Young Kim, Seung Hoon Yi

Yeosu Baek hospital, Yeosu, South Korea

09:32 - 09:40

OP-67. Factors associated with atraumatic posterosuperior rotator cuff tear

Hyung Bin Park¹, Ji-Yong Gwark¹, Mincheol Kam¹, Dong Kyu Moon²

¹ Department of Orthopaedic Surgery, Gyeongsang National University Changwon Hospital, Changwon, South Korea

² Department of Orthopaedic Surgery, Gyeongsang National University Hospital, Jinju, South Korea

09:40 - 09:48

OP-68. Poor short-term outcomes of the biodegradable subacromial spacer in patients with massive rotator cuff tears. A prospective study.

Miguel Angel Ruiz Ibán, Alejandro Lorente Gomez, Jorge Díaz Heredia, Raquel Ruiz Díaz, Roselyn Alvarez Sciamara

Hospital Universitario Ramón y Cajal, Madrid, Spain

09:48 - 09:56

OP-69. 2-Year results after implantation of the inspace balloon

Lukas Bauer, Alexandra Pokorny-Olsen, Dominik Meraner, Peter Buxbaumer, Ulrich Lanz, Christian Wurnig

Orthopädisches Spital Wien-Speising, Orthopädische Abteilung, Vienna, Austria

SCIENTIFIC SESSION 7

ROTATOR CUFF - II

Moderators: Ofer Levy (UK)

Dirk Boehm (Germany)

ROOM POTSDAM • 09:00 - 10:30

09:00 - 09:08

OP-63. Partial subscapularis tears – should we repair?

Barbara Wirth, Hans-Kaspar Schwyzer, Matthias Flury, Maximilian Lenz, Laurent Audigé

Schulthess Clinic, Zurich, Switzerland





BERLIN 2017 • GERMANY • SEPTEMBER 13-16

SCIENTIFIC PROGRAM

FRIDAY, SEPTEMBER 15th

09:56 - 10:04

OP-70. Arthroscopic superior capsule reconstruction eliminates pseudoparalysis in patients with irreparable rotator cuff tears

Teruhisa Mihata¹, Thay Q Lee², Akihiko Hasegawa¹, Takeshi Kawakami³, Kunimoto Fukunishi⁴, Yukitaka Fujisawa⁵, Mutsumi Ohue⁶, Masashi Neo¹

¹ Osaka Medical College, Takatsuki, Japan

² Orthopaedic Biomechanics Laboratory, Long Beach, United States

³ Towakai hospital, Takatsuki, Japan

⁴ Shimizu hospital, Kyoto, Japan

⁵ Yaenosato hospital, Higashi-Osaka, Japan

⁶ Katsuragi hospital, Kishiwada, Japan

10:04 - 10:12

OP-71. What is the best type of arthroscopic fixation technique for the latissimus dorsi transfer?

Jean Kany¹, Jean David Werthe², Jean Grimmer³, Philippe Valenti², Bassem Elhassan⁴

¹ Clinique de l'Union, Saint Jean, France

² Bizet, Paris, France

³ LIRCOS, Paris, France

⁴ Mayo Clinic, Parisrochester, United States

10:12 - 10:20

OP-72. Latissimus dorsi transfer isolated versus combined with a partial cuff repair in massive

Felipe Reinales¹, Marco Cartaya², Jeandavid Werthe², Philippe Valenti²

¹ Clinica Alemana, Santiago, Chile

² Paris shoulder unit, Paris, France

10:20 - 10:28

OP-73. Isolated loss of active external rotation (ILER): A distinct entity and results of l'Episcopo tendon transfer

Pascal Boileau¹, Mohammed Baba², Walter B McClelland³, Charles-Edouard Thélu⁴, Christophe Trojani¹, Nicolas Bronsard¹

¹ IJLS - Hôpital Pasteur², Nice, France

² Sydney Adventist Hospital, Sydney, Australia

³ Peachtree Orthopedics, Atlanta, United States

⁴ Polyclinique du Bois, Lille, France

SCIENTIFIC SESSION 8

ELBOW II (ARTHROPLASTY & FRACTURES)

Moderators: Raul Barco (Spain)

Sebastian Siebenlist (Germany)

ROOM PAVILLON • 09:00 - 10:30

09:00 - 09:08

OP-74. Arthroscopic reduction and fixation of radial head fracture: a reproducible surgical technique

Enrico Guerra, Alessandro Marinelli, Marco Cavallo, Graziano Bettelli, Alice Ritali, Michelle Flote, Roberto Rotini

Rizzoli Orthopaedic Institute, Bologna, Italy
Boulogne Billancourt, France

09:08 - 09:16

OP-75. Surgical revision of radial head fractures. A retrospective multi-center analysis of 466 cases

Michael Hackl, Kilian Wegmann, Lars Peter Müller

Uniklinik Köln, Köln, Germany

09:16 - 09:24

OP-76. Contact mechanics of anatomic radial head prosthesis: comparison with native radial head and anatomic radial head prosthesis in dynamic mode

Yucheng Sun, Arnold Adikrishna, Hanpyo Hong, Inho Jeon

¹ Department of Orthopedic Surgery, Asan medical center, College of Medicine, University of Ulsan, Seoul, South Korea

09:24 - 09:32

OP-77. Triceps on, alignment off? A comparison of total elbow arthroplasty component positioning with a triceps preserving approach and a triceps split and reflecting approach.

Simon John Booker, Andrew King, William Thomas, Chris Smith

Royal Devon and Exeter Hospital, Exeter, United Kingdom

09:32 - 09:40

OP-78. Radial head arthroplasty: is stem size of matter to prevent loosening?

Pierre Laumonerie, Vadim Azoulay, Stéphanie Delclaux, David Ancelin, Nicolas Bonneville, Pierre Mansat

University Hospital of Toulouse, Toulouse, France

09:40 - 09:48

OP-79. Stress-shielding around press-fit radial head prosthesis: comparative study between bipolar and anatomic monopolar implants

Giuseppe Giannicola, Marco Scacchi, Paolo Spinello

Sapienza University of Rome, Rome, Italy



BERLIN 2017 • GERMANY • SEPTEMBER 13-16

SCIENTIFIC PROGRAM

FRIDAY, SEPTEMBER 15th

09:48 - 09:56

OP-80. Clinical and radiographic outcome of revision surgery of radial head arthroplasty

Jetske Viveen, Izaak F Kodde, Koen Lm Koenraadt, Annechien Beumer, Bertram The, Denise Eygendaal
Amphia Hospital, Breda, Netherlands, The

09:56 - 10:04

OP-81. Parallel plating for distal humeral fractures – radiographic and clinical outcomes

Hanna Cecilia Björnsson Hallgren, Birgitta Svernlöv, Jens Nestorson, Lars Evert Adolfsson
Institution for Clinical and Experimental Medicine, Division of Orthopaedics Linköping, Linköping, Sweden

10:04 - 10:12

OP-82. Double-plating of comminuted proximal ulnar fractures: a retrospective multicenter study

Gauthier Menu, Etienne Boyer, Julien Boudard, Clément Menez, Sébastien El Rifai, François Loisel, Séverin Rochet, Antoine Adam, Daniel Lepage, Laurent Obert
Department of Orthopaedics, Trauma, Plastic Surgery, Reconstruction and Hand Clinic CHRU Jean Minjoz, Besançon, France

10:12 - 10:20

OP-83. Implant survival for elective elbow arthroplasty. A study from the Swedish elbow arthroplasty register

Hans Rahme¹, Louise Hedenstedt², Björn Salomonsson²

¹ Aleris Elisabeth hospital, Uppsala, Sweden

² Karolinska Institutet Danderyd Hospital, Stockholm, Sweden

10:20 - 10:28

OP-84. Can we reasonably suggest a total elbow prosthesis to patients below the age of 55?

Madhi Siala, Marine Arboucalot, Fanny Elia, Stéphanie Delclaux, Nicolas Bonneville, Pierre Mansat
University Hospital of Toulouse, Toulouse, France

COFFEE BREAK

10:30 - 11:00



SCIENTIFIC SESSION 9

ANATOMICAL SHOULDER ARTHROPLASTY

Moderators: **Michael Thomas (UK)**

Felix Zeifang (Germany)

ROOM POTSDAM • 11:00 - 12:30

11:00 - 11:08

OP-85. Accuracy of patient specific instruments for positioning of humeral and glenoidal components in shoulder arthroplasty - an in vitro study

Peter E. Müller¹, Mathias A. Zumstein², Bernhard Jost³, Christophe Monnier⁴, Ralph Herte⁵

¹ Department of Orthopaedic Surgery, Munich, Germany

² Physical Medicine and Rehabilitation, Bern, Switzerland

³ University of Munich, St. Gallen, Switzerland

⁴ Shoulder, Marcq-En-Baroeul, France

⁵ Elbow & Orthopaedic Sports Medicine, Bern, Switzerland

11:08 - 11:16

OP-86. Version and inclination obtained with 3D planning in total shoulder arthroplasty: do different programs produce the same results?

Patrick Joel Denard¹, Matthew T Provencher², Alexandre Lädermann³, Anthony A Romeo⁴, Joshua S Dines⁵

¹ Southern Oregon Orthopedics, Medford, United States

² The Steadman Clinic, Vail, United States

³ Division of Orthopaedics and Trauma Surgery, La Tour Hospital, Meyrin, Switzerland

⁴ Rush, Chicago, United States

⁵ Hospital for Special Surgery, New York, United States

11:16 - 11:24

OP-87. 3D Pre-operative planning and PSI for correction of highly deformed glenoids: can we avoid reverse arthroplasty in primary OA?

Olivier Verborgt, Wouter Jak, Alexander Vervaecke,

Annemieke Van Haver

AZ Monica, Antwerp, Bélgica

11:24 - 11:32

OP-88. 3D Planning and targeting guides for glenoid component positioning in total shoulder arthroplasty. Comparative study about 34 cases.

Adrien Jacquot¹, Marc-Olivier Gauc², Jean Chaoui³, Pascal Boileau², Daniel Mole¹, Gilles Walch⁴

¹ Centre Chirurgical Emile Gallé, Nancy, France

² Hopital Pasteur - CHU de Nice, Nice, France

³ Imascap, Brest, France

⁴ Centre Orthopédique Santy, Lyon, France





BERLIN 2017 • GERMANY • SEPTEMBER 13-16

SCIENTIFIC PROGRAM

FRIDAY, SEPTEMBER 15th

11:32 - 11:40

OP-89. Periprosthetic bone remodeling after stemless shoulder arthroplasty using a finite element analysis and Spect/CT imaging

Alexander Berth¹, Oliver Grosser², Heiko Wisse³, Jürgen Rost⁴, Klaus Liefelth⁴, Christoph Lohmann⁵

¹ Department of Orthopaedic Surgery, Otto-von-Guericke-University, Magdeburg, Germany

² Department of Radiology and Nuclear Medicine Otto-von-Guericke-University, Magdeburg, Germany

³ Department of Radiology and Nuclear Medicine Otto-von-Guericke-University, Magdeburg, Magdeburg, Germany

⁴ Institute for Bioprocessing and Analytical Measurement Techniques e V, Heiligenstadt, Germany

⁵ Department of Orthopaedic Surgery, Otto-von-Guericke-University, Magdeburg, Germany

11:40 - 11:48

OP-90. Long-term results of resurfacing shoulder arthroplasty in osteoarthritis : retrospective monocenter study of 100 cases

Julie Lebon, Fanny Elia, Amélie Faraud, Julien Toulemeonde, Nicolas Bonnevalle, Pierre Mansat
University hospital of Toulouse, Toulouse, France

11:48 - 11:56

OP-91. High survival rates of anatomical total shoulder arthroplasty used for glenohumeral osteoarthritis

Jeppe V Rasmussen¹, Steen L Jensen², Yilmaz Demir³, Randi Hole⁴, Trygve Metlie⁴, Björn Salomonsson³

¹ Herlev university Hospital, Copenhagen, Denmark

² Aalborg university Hospital, Aalborg, Denmark

³ Danderyds Sjukhus AB, Stockholm, Sweden

⁴ Haukeland University Hospital, Bergen, Norway

11:56 - 12:04

OP-92. Clinical and radiological results of fully uncemented glenoid component in total shoulder arthroplasty: a long-term follow up

Nader Dayerizadeh, Alexander Van Tongel, Matthijs Jacxsens, Lieven De Wilde

University Hospital, Gent, Belgium

12:04 - 12:12

OP-93. Impact of radiolucent glenoid lines on clinical outcomes in anatomic total shoulder arthroplasty

David Collins¹, Curtis Noel², Sean Grey³, Thomas Wright⁴, Joseph Zuckerman⁵, Pierre-Henri Flurin⁶, Chris Roche⁷

¹ Arkansas Specialty Orthopedics, Little Rock, United States

² Crystal Clinic, Akron, United States

³ Ortho Center of the Rockies, Fort Collins, United States

⁴ Univ of Florida, Gainesville, United States

⁵ Hospital for Joint Diseases, New York, United States

⁶ Bordeaux-Merignac Clinic, Bordeaux, France

⁷ Exactech, Inc, Gainesville, United States

12:12 - 12:20

OP-94. After total shoulder arthroplasty, is long term glenoid component loosening really worse with a B2 glenoid.

Godfrey Brais¹, Simon Nicholas Belf¹, Jennifer Coghlan¹

¹ Melbourne Shoulder and Elbow Centre, Melbourne, Australia

² Monash University, Melbourne, Australia

12:20 - 12:28

OP-95. Hemiarthroplasty Versus Total Shoulder Arthroplasty. A Retrospective Cohort Study

Meaghan D. Rollins¹, Caleb Netting¹, Carl Van Walraven², Meltem Tuna³, Anan Badar Eddeen³, Peter L-C Lapner⁴

¹ Division of Orthopedics, University of Ottawa, Ottawa, Canada

² University of Ottawa, Ottawa Hospital Research Institute, Institute for Clinical Evaluative Sciences, Ottawa, Canada, Ottawa, Canada

³ Ottawa Hospital Research Institute, Institute for Clinical Evaluative Sciences, Ottawa, Canada, Ottawa, Canada

⁴ Division of Orthopedics, Ottawa Hospital Research Institute, The Ottawa Hospital, University of Ottawa, Ottawa, Canada

SCIENTIFIC SESSION 10

YOUNG FORUM SESSION

TIPS & TRICKS FOR YOUNG SURGEON

Moderators: **Joanna Walecka (Poland)**

Roger Emery (UK)

ROOM PAVILLON • 11:00 - 12:30

11:00 - 11:12

Young Forum in SECEC - Who are we?

Joanna Walecka, Poland

11:12 - 11:24

Fellowships for residents in shoulder and elbow surgery in Europe

Joanna Walecka, Poland



BERLIN 2017 • GERMANY • SEPTEMBER 13-16

SCIENTIFIC PROGRAM

FRIDAY, SEPTEMBER 15th

11:24 - 11:36

Clinical examination of the shoulder - What is really mandatory?

Laurent Willemont, Belgium

11:36 - 11:48

How to proceed with imaging studies?

Juan Bruguera, Spain

11:48 - 12:00

What are the best functional scores in shoulder and elbow surgery?

Anna Krukenberg, Germany

12:00 - 12:12

Finite element analysis for basic science research

Ulrich Hansen, UK

12:12 - 12:24

Unsolved problems in shoulder surgery - ideas for future research

Luc Favard, France

LUNCH WORKSHOPS (INDUSTRY SPONSORED)



12:40 - 14:10

(Page 53)

NATIONAL SOCIETIES SESSION

NATIONAL SOCIETIES BEST PAPER PRIZE

Moderator: **Anders Ekelund (Sweden)**

ROOM POTSDAM • 14:15 - 15:15

14:15 - 14:20

Is anterior glenoid bone block position reliably assessed by standard radiography? A cadaver study

Clavert P.¹, Koch G.¹, Neyton L.², Metais P.³, Barth J.⁴, Walch G.², Lafosse L.⁵ and French Arthroscopic Society

¹ Institut d'anatomie normale, FMTS, faculté de médecine; Service de chirurgie du membre supérieur, CCOM, France

² Centre orthopédique Santy, hôpital privé J.-Mermoz (Ramsay-GDS), Lyon, France

³ Clinique La Châtaigneraie, Beaumont, France

⁴ Centre ostéo-articulaire des Cèdres, Échirolles, France

⁵ Clinique générale d'Annecy, Annecy, France

14:20 - 14:25

Restoration of articular geometry using current graft options for large glenoid bone defects in anterior shoulder instability

Laurent B. Willemot¹, Mohsen Akbari-Shandiz¹, Joaquin Sanchez-Sotelo², Kristin Zhao¹, Olivier Verborgt³

¹ Assistive and Restorative Technology Lab, Mayo Clinic, Rochester, MN, USA

² Department of Orthopedic Surgery, Mayo Clinic, Rochester, MN, USA

³ Department of Trauma and Orthopedic Surgery, Monica Hospitals, Antwerp, Belgium

14:25 - 14:30

Augmentation with alginate-chitin scaffold and rhBMP-2 in a chronic rotator cuff rupture model

Yaiza Lopiz, Camilla Arvinus, Belen Rizo, Carlos García-Fernández, Fernando Marco

Department of Orthopedic and Traumatology. Shoulder and Elbow Unit, Clínico San Carlos Hospital, Complutense University, Madrid, Spain

14:30 - 14:35

Efficacy of bone marrow-stimulating technique in rotator cuff repair

Kerem Bilse¹, M.D., FEBOT, Assoc. Prof; Fatih Yildiz¹, M.D., Assist Prof; Mehmet Kapicioglu¹, M.D.; Gokcer Uzer¹, M.D., Assist Prof; Mehmet Elmadag¹, M.D.; Anil Pulatkan¹, M.D., Mukaddes Esrefoglu², M.D., Prof; Ergun Bozdag³, PhD; Guiseppe Milano⁴, MD, Assoc. Prof

¹ Department of Orthopedics and Traumatology, Bezmialem Vakif University School of Medicine, Vatan Cd, Fatih, Istanbul, Turkey.

² Department of Histology, Bezmialem Vakif University School of Medicine, Vatan Cd, Fatih, Istanbul, Turkey.

³ Biomechanics Laboratory, Department of Mechanical Engineering, Istanbul Technical University, Gumussuyu Cd, Istanbul, Turkey.

⁴ Department of Orthopedics and Traumatology, Catholic University, Rome, Italy

14:35 - 14:40

Injury mechanisms in acute shoulder injuries and rotator cuff tears in a general population

Martine Enger¹, Stein Arve Skjaker¹, Knut Melhuus¹, Lars Nordsletten², Are Hugo Pripp³, Stefan Moosmayer⁴, Jens Ivar Brox⁵

¹ Section for Orthopaedic Emergency, Orthopaedic Department, Oslo University Hospital.

² Orthopaedic Department, Oslo University Hospital.

³ Oslo Centre of Biostatistics and Epidemiology, Research Support Services, Oslo University Hospital.

⁴ Department of Orthopaedic Surgery, Martina Hansens Hospital.

⁵ Department of Physical Medicine and Rehabilitation Oslo University Hospital.

14:40 - 14:45

Coracoid tunnels in open and arthroscopic treatment of acromioclavicular dislocation: a cadaveric study and a systematic review of the literature

M. Calò¹, L. Barberis², G. P. Vasario², S. Marengo², F. Castoldi¹

¹ Ospedale San Luigi Gonzaga, Orbassano, Italy

² Città della salute e della scienza, Torino, Italy





BERLIN 2017 • GERMANY • SEPTEMBER 13-16

SCIENTIFIC PROGRAM

FRIDAY, SEPTEMBER 15th

14:45 - 14:50

Revisions of shoulder arthroscopies reveal indication-associated rates of low-grade infections

Stephan Pauly, Christian Gerhardt, Andrej Trampuz, Markus Scheibel
Center for Musculoskeletal Surgery, Charité-Universitätsmedizin
Berlin, Germany

14:50 - 14:55

Comparative study of total shoulder arthroplasty versus total shoulder surface replacement for glenohumeral osteoarthritis with minimum 2-year follow-up.

Kooistra BW, Willems WJ, Lemmens E, Hartel BP,
van den Bekerom MP, van Deurzen DF
Department of Orthopaedic Surgery, Onze Lieve Vrouwe Gasthuis,
Amsterdam, The Netherlands

14:55 - 15:00

Patient Specific Guide in Reverse Shoulder Arthroplasty - what does it change?

Tânia Freitas¹, Guilherme França¹, Nuno Oliveira¹, Carlos Mateus¹,
Manuel Vieira da Silva^{1,2,3}, Nuno Ferreira¹, Nuno Sevilas¹

¹Orthopaedics Department, Hospital de Braga, Braga, Portugal

²Life and Health Sciences Research Institute (ICVS), School of Medicine, University of Minho, Campus de Gualtar, Braga, Portugal.

³ICVS/3B's - PT Government Associate Laboratory, Braga / Guimarães, Portugal

15:00 - 15:05

Accelerated rehabilitation protocol following reverse total shoulder arthroplasty. A new concept

E Fawzy, P. Consigliere, J Lee, C Whitney-Lagen, L Natera, J Bruguera, G Sforza, E Atoun, O Levy
Reading Shoulder Unit, Royal Berkshire and Berkshire Independent Hospitals, Reading, UK

15:05 - 15:10

Risk of revision caused by periprosthetic infection after shoulder arthroplasty: 6,877 primary arthroplasties from the Danish Shoulder Arthroplasty Registry

Jeppe Vejlgaard Rasmussen, Sahar Moeini, Stig Brorson, Anna Kathrine Sørensen, Bo Sanderhoff Olsen
Department of Orthopedics Section for Shoulder and Elbow Surgery, Herlev Hospital, University of Copenhagen Denmark

15:10 - 15:15

Shoulder arthropathy secondary to syringomyelia – systematic review and case series

Wawrzyniak A., Lubiowski P., Romanowski L.
Department of Traumatology, Orthopaedics and Hand Surgery, Poznań University of Medical Science.Rehasport Clinic, Poznań, Poland

SECEC PRESIDENTIAL GUEST LECTURE

Ups and downs in Shoulder and Elbow surgery - How to strive for the mountain top and bring others with you

ROOM POTSDAM • 15:15 - 15:45



Felix H. "Buddy" Savoie III, MD

ASES President. Tulane University - New Orleans
Chairman of Orthopaedic Surgery Chief of Sports Medicine. USA

COFFEE BREAK

15:45 - 16:15



SYMPOSIUM 2

BONY-MEDIATED ANTERIOR SHOULDER INSTABILITY

Chair: Olivier Verborgt (Belgium)

ROOM POTSDAM • 16:15 - 17:45

16:15 - 16:30

Biomechanical perspectives of bony-mediated shoulder instability

Laurent Willemot
Belgium

16:30 - 16:45

Clinical and radiological examination of bony-mediated shoulder instability and treatment implications

Przemyslaw Lubiowski
Poland

16:45 - 17:00

Remplissage and humeral head grafting procedures: techniques and long-term results

Giovanni Di Giacomo
Italy

17:00 - 17:15

Coracoid transfer procedures: techniques and long-term results

Lionel Neyton
France

17:15 - 17:30

Free bone grafting procedures: the past, the present and the future

Markus Scheibel
Germany

17:30 - 17:45

Discussion

SECEC GENERAL ASSEMBLY

ROOM POTSDAM • 17:45 - 19:15



BERLIN 2017 • GERMANY • SEPTEMBER 13-16

SCIENTIFIC PROGRAM

SATURDAY, SEPTEMBER 16th

INSTRUCTIONAL COURSE LECTURE 7

CHALLENGES IN SHOULDER ARTHROPLASTY

Chair: Anders Ekelund (Sweden)

ROOM PAVILLON • 07:30 - 08:45

07:30 - 07:40

The infected arthroplasty

Ludwig Seebauer

Germany

07:40 - 07:50

Anatomical or reverse arthroplasty in osteoarthritis - practical approach for preoperative evaluation

Ofer Levy

UK

07:50 - 08:00

Surgical technique for reverse arthroplasty in acute proximal humeral fractures

François Sirveaux

France

08:00 - 08:10

Bone grafting techniques of the glenoid

Anders Ekelund

Sweden

08:10 - 08:20

How to remove a well fixed humeral component

Lieven de Wilde

Belgium

08:20 - 08:45

Discussion

08:10 - 08:20

Radiohumeral arthroplasty

Roger van Riet

Belgium

08:20 - 08:45

Discussion

INSTRUCTIONAL COURSE LECTURE 9

MANAGEMENT OF COMPLICATIONS IN SHOULDER AND ELBOW SURGERY

Chair: Bernhard Jost (Switzerland)

ROOM BELLEVUE • 07:30 - 08:45

07:35 - 07:49

Arthroscopic rotator cuff repair

Mehmet Demirhan

Turkey

07:49 - 08:03

Proximal humerus fractures

Uli Brunner

Germany

08:03 - 08:17

Reverse total shoulder arthroplasty

Christian Gerber

Switzerland

08:17 - 08:31

Acute and chronic elbow instability

Pierre Mansat

France

08:31 - 08:45

Distal humerus fractures

Franz Kralinger

Austria

* 2 minutes after each talk

INSTRUCTIONAL COURSE LECTURE 8

RADIOHUMERAL OSTEOARTHRITIS

Chair: Adam Watts (UK)

ROOM CHARLOTTENBURG I-II • 07:30 - 08:45

07:30 - 07:40

Cartilage debridement and Pridie techniques

Adam Watts

UK

07:40 - 07:50

Shortening osteotomy

Lars Peter Mueller

Germany

07:50 - 08:00

Interposition arthroplasty

Antonio Foruria De Diego

Spain

08:00 - 08:10

Arthroscopic radial head resection

Raul Barco

Spain

TECHNOLOGY SESSION

TECHNOLOGY IN EDUCATION

Chair: Thomas Gregory (France)

ROOM CHARLOTTENBURG III • 07:30 - 08:45

Arthroscopic training and simulation, state of the art

Gabriëlle Tuijthof (Netherlands)

Haptics and simulation for orthopaedic surgery and training

Ferdinando Rodriguez y Baena (UK)

Simulation based shoulder and elbow management

Young Lae Moon (South Korea)

Virtual reality simulators and surgical certification

Thomas Gregory (France)





BERLIN 2017 • GERMANY • SEPTEMBER 13-16

SCIENTIFIC PROGRAM

SATURDAY, SEPTEMBER 16th

SCIENTIFIC SESSION 11

REVERSE SHOULDER ARTHROPLASTY-I

Moderators: **Carlos Torrens (Spain)**
Falk Reuther (Germany)

ROOM POTSDAM • 09:00 - 10:30

09:00 - 09:08

OP-107. Effect of humeral and glenoid combination on range of motion in reverse shoulder arthroplasty

Pierrick Deransart¹, Gilles Walch¹, Alain Farron², Alexandre Lädermann³

¹ IMASCAP, Brest, France

² CHUV, Lausanne, Switzerland

09:08 - 09:16

OP-108. Can a functional difference be detected in reverse arthroplasty with 135° vs. 155° prosthesis for the treatment of rotator cuff arthropathy: a prospective randomized study

Yousef Shishani¹, Evan Lederman², Patrick Denard³,

Reuben Gobeze⁴

¹ The Cleveland Shoulder Institute, Cleveland, United States

² The Orthopedic Clinic Association, University of Arizona, College of Medicine, Phoenix, United States

³ Southern Oregon Orthopedics, Medford, United States

⁴ The Cleveland Shoulder Institute, Medford/Cleveland, United States

09:16 - 09:24

OP-109. Does the glenosphere size influences mid to long terms clinical results of reversed shoulder arthroplasties - 36 and 42 glenospheres

Philippe Clavert¹, Agathe Kling¹, François Sirveaux², Luc Favard³, Gilles Walch⁴

¹ Shoulder and Elbow Service - University Hospital Strasbourg, Strasbourg, France

² Shoulder and Elbow Service, Nancy, France

³ Shoulder and Elbow Service, Tours, France

⁴ Centre Orthopédique Santy, Lyon, France

09:24 - 09:32

OP-110. Correlation between the humeral component retroversion and the internal rotation in reverse shoulder arthroplasty

Christina - Garving, Ulrich - Bechler, Ulrich H Brunner

Krankenhaus Agatharied, Hausham, Germany

09:32 - 09:40

OP-111. Not repairing the subscapularis in reverse shoulder arthroplasty does not change the final outcome: a prospective controlled study.

Sabri Dlimi¹, Stefano Tognon¹, Renato Salvador², Diego Carniel¹,

Roberto Ferrante¹, Francesco Bisco¹, Camobrecco Domenico¹,

Oreste Arduin¹, Camille Saffaye¹, Paolo Piovani¹

¹ Department of Orthopaedic Surgery, Casa di Cura Porto Viro, Italy, Porto Viro, Italy

² Department of Surgery, School of Medicine, University of Padua, Italy, Padova, Italy

09:40 - 09:48

OP-112. Long-term results of reverse total shoulder arthroplasty for massive irreparable rotator cuff tears in patients younger than 60 years

Lukas Ernstbrunner, Aline Suter, Sabrina Catanzaro, Stefan Rahm, Christian Gerber

Balgrist University Hospital, Zurich, Switzerland

09:48 - 09:56

OP-113. Long term results after reverse shoulder arthroplasty: glenoid notch or glenoid osteolysis?

Stéphane Jullion¹, Adrien Jacquot¹, Thomas Goetzmann¹,

François Sirveaux¹, Pascal Boileau², Daniel Molé¹

¹ Centre Chirurgical Emile Gallé, Nancy, France

² Hôpital Pasteur², Nice, France

09:56 - 10:04

OP-114. Survivorship analysis of 1953 reverse shoulder arthroplasties (RSA) followed for five to twenty-two years: predictive factors of revision.

Luc Favard¹, Julien Berhouet¹, Mikael Chell², Pascal Boileau³, Gilles Walch⁴

¹ CHU Tours, Tours Cedex, France

² CHU Amiens, Amiens, France

³ CHU Nice, Nice, France

⁴ Santy, Lyon, France

10:04 - 10:12

OP-115. Resurfacing hemiarthroplasty versus reverse shoulder arthroplasty in treatment of cuff tear arthropathy - a matched-pair analysis

Mette Ammitzbøll, Amin Baram, Jeppe Vejlgaard Rasmussen, Bo Sanderhoff Olsen

Herlev Hospital, Copenhagen, Denmark

10:12 - 10:20

OP-116. BIO-RSA with allograft bone grafting of the glenoid surface, with a minimum follow-up of 5 years

Tjarco D.W. Alta¹, Nicolas Morin-Salvo², Charles Bessière²,

Pascal Boileau²

¹ Spaarne Gasthuis, Hoofddorp, Netherlands, The

² IULS - Hôpital Pasteur², Nice, France

10:20 - 10:28

OP-117. Mid-term results of metallic lateralization in reverse shoulder arthroplasty.

Jean-David Raphael Werthel¹, Ali Maqdes², Philippe Valenti³

¹ Hôpital Ambroise Paré, Boulogne-Billancourt, France

² Al Razi Orthopaedic Hospital, Kuwait City, Kuwait

³ Kuwait City, Paris, France



BERLIN 2017 • GERMANY • SEPTEMBER 13-16

SCIENTIFIC PROGRAM

SATURDAY, SEPTEMBER 16th

AWARD SESSION

Moderator: *Juan Bruguera (Spain)*

ROOM POTSDAM • 11:00 - 11:50

Introduction of the US fellows (Grant Garrigues, Anshuman Singh)
Philippe Collin, France

Introduction of the fellows

Philippe Collin, France

Travel report 2016 Europe/Asia travelling fellows

Tjarco Alta, The Netherlands; Alexander Van Tongel, Belgium

Travel report 2017 Intra European travelling fellows

Joanna Walecka, Poland; Abbas Rashid, UK

Best poster prize

Chairman: *Philippe Collin (France)*

Presentation of the 5 best posters (2 min)

1. The incidence of propionibacterium acnes in shoulder surgery

Yukihiro N/A Kajita¹, Yusuke N/A Iwahori², Ryouusuke N/A Takahashi²

¹ *Ichinomiyanishi hospital, Ichinomiya, Japan*

² *Aichimedical university, Nagakute, Japan*

2. Effect of neuromuscular control on the shoulder function after rotator cuff repair – availability of time to peak torque and acceleration time

Jisoon Park¹, Jin Hyuck Lee², Woong Kyo Jeong²

¹ *Sheikh Khalifa Specialty Hospital, Ras Al Kaimahh, United Arab Emirates*

² *Korea University Anam Hospital, Seoul, South Korea*

3. Mechanoreceptors distribution in the human medial collateral ligament of the elbow

Erica Kholinne¹, Hyun Joo Lee², Maria Florencia Deslivia³, Ga Yeong Kim⁴, In-Ho Jeon⁴

¹ *Upper Extremity Unit, Department of Orthopedic Surgery, St. Carolus Hospital, Jakarta, Indonesia*

² *Department of Orthopedic Surgery, Kyungpook National University Hospital, Daegu, South Korea*

³ *Korea Institute of Science and Technology, Seoul, South Korea*

⁴ *Department of Orthopedic Surgery, Asan Medical Center, University of Ulsan, Seoul, South Korea*

4. Open biceps tenodesis: a biomechanical comparison of six fixation techniques

Miguel Enrique Diaz, Brendan Shi, Matthew Baker, Stephen Belkoff, Uma Srikumaran

Johns Hopkins University School of Medicine, Baltimore, United States

5. Clinical outcomes of arthroscopic stabilization for recurrent anterior shoulder instability with glenoid bone loss : arthroscopic bankart repair alone versus the augmentation with bone graft
Norishige Iizawa¹, Minoru Yoneda¹, Shinichi Yamada², Naoko Mizuno³, Kazuki Goto⁴, Satoshi Iwashita¹, Shinro Takai¹

¹ *Nippon Medical School, Tokyo, Japan*

² *Hoshigaoka Medical Center, Osaka, Japan*

³ *Toyonaka Municipal Hospital, Osaka, Japan*

⁴ *Japan Community Health care Organization on Osaka Hospital, Osaka, Japan*

Announce of the winner

- Video Prize

Chairman: *Philippe Collin (France)*

Announce of the winner

- Best Paper Prize

Chairman: *Nicole Pouliart (Belgium)*

Announce of the winner

- Research grant

Chairman: *Nicole Pouliart (Belgium)*

Announce of the winner

- Didier Patte Prize

Chairman: *Nicole Pouliart (Belgium)*

Announce of the winner

-National Societies' Best Paper Prize

Chairman: *Anders Ekelund (Sweden)*

Announce of the winner

INVITED SOCIETIES SESSION

GERMAN SOCIETIES DVSE AND AGA

Moderators: *Matthias Flury (Switzerland)*

Markus Scheibel (Germany)

ROOM POTSDAM • 12:00 - 12:50



German Shoulder and Elbow Society (DVSE)



Society of Arthroscopy and Joint Surgery (AGA)

The value of multicenter studies (MCS) in the german speaking societies

Dirk Maier, Germany





BERLIN 2017 • GERMANY • SEPTEMBER 13-16

SCIENTIFIC PROGRAM

SATURDAY, SEPTEMBER 16th

DVSE - MCS

Acute Rockwood type III injuries – surgical vs non-operative management

Mark Tauber, Germany

First-time anterior shoulder dislocation – immobilization vs arthroscopic stabilization

Marvin Minkus, Germany

AGA - MCS

Clinical and structural results after arthroscopic revision after failed primary rotator cuff repair

Eddi Buess, Switzerland

Arthroscopic reconstruction of bony avulsions of the rotator cuff

David Krüger, Germany

14:04 - 14:12

OP-123. Reconstruction of the proximal humerus with massive allograft and reverse shoulder arthroplasty

Jean-Luc Raynier¹, Patrick Gendre¹, Yves Bouju², Olivier Gastaud¹, Thomas D'Ollonne¹, Christophe Trojani¹, Luc Favard³, Pascal Boileau¹

¹ IULS - Hôpital Pasteur², Nice, France

² Institut Main Atlantique, Nantes, France

³ Hôpital Trousseau, Tours, France

14:12 - 14:20

OP-124. Outcomes of endoprosthetic replacement for massive proximal humeral bone deficiency

Mohamed S. Galhoum¹, Simon P Frostick², Amanda Wood³

¹ Orthopedic Surgery Department, Royal Liverpool and Broadgreen University Hospital NHS Trust, Liverpool, United Kingdom

² Musculoskeletal Science Research Group, Department of Molecular and Clinical Cancer Medicine, Institute of Translational Medicine, Faculty of Health and Life Sciences, University of Liverpool, Liverpool, UK, Liverpool, United Kingdom

³ Musculoskeletal Science Research Group, Department of Molecular and Clinical Cancer, Liverpool, United Kingdom

LUNCH BREAK

EXHIBITION AREA • 12.50 - 13.40



SCIENTIFIC SESSION 12

REVERSE SHOULDER ARTHROPLASTY-II

Moderators: *Alain Farron (Switzerland)*

Philip Kasten (Germany)

ROOM POTSDAM • 13:40 - 14:20

13:40 - 13:48

OP-120. Outcome and complications after reverse shoulder arthroplasty in patients with parkinson's disease

Christian Jung, Hans-Kaspar Schwyzer, Matthias Flury, Laurent Audigé, Christoph Kolling

Schulthess Clinic, Zurich, Switzerland

13:48 - 13:56

OP-121. Are convertible platform systems really revisable?

Albert Ferrando¹, Luis Natera², Paolo Consigliere², Caroline Witney-Lager², Juan Bruguera², Giuseppe Sforza², Ehud Atoun², Ofer Levy²

¹ Hospital Politecnico i Universitari La Fe, Valencia, Spain

² Reading Shoulder Unit, Reading, United Kingdom

13:56 - 14:04

OP-122. Reverse shoulder arthroplasty for failed hemi, a 5 year minimum follow up study

Thomas D Ollonne, Pascal Boileau, Toby Baring, Patrick Gendre
CHU Nice, Nice, France

SCIENTIFIC SESSION 13

MISCELLANEOUS - II

Moderators: *Cecilie Piene Schroeder (Norway)*

Lars-Johannes Lehmann (Germany)

ROOM POTSDAM • 14:30 - 15:20

14:30 - 14:38

OP-125. No association between propionibacterium acnes and frozen shoulder; shoulder injections increase likelihood of shoulder capsule colonisation

Simon John Booker, Matthew Boyd, Sian Gallacher, Jonathan P Evans, Cressida Auckland, Jeffrey Kitson, William Thomas, Chris Smith

Royal Devon and Exeter Hospital, Exeter, United Kingdom

14:38 - 14:46

OP-126. Propionibacterium acnes in primary reverse shoulder arthroplasty. From skin to deep layers.

Carlos Torrens, Raquel Mari, Albert Alier, Lluís Puig, Fernando Santana Santana

Hospital del Mar, Barcelona, Spain



BERLIN 2017 • GERMANY • SEPTEMBER 13-16

SCIENTIFIC PROGRAM

SATURDAY, SEPTEMBER 16th

14:46 - 14:54

OP-127. Cefazolin is superior to cefonicid for antibiotic prophylaxis in shoulder surgery

Kazum Efrain, Ofir Chechik¹, Ronen Ben-Am², Oleg Dolkart¹, Yariv Goldstein¹, Dani Rotman³, Eran Maman¹

¹ Shoulder Unit, Orthopedic Surgery Division, Tel-Aviv Medical Center, Tel Aviv, Israel

² Infectious Diseases Unit, Tel Aviv Sourasky Medical Center, Tel Aviv, Israel

14:54 - 15:02

OP-128. Interest of the glenoid hull method for analyzing humeral subluxation in primary glenohumeral osteoarthritis

Soufyane Bouacida, Cyril Lazerges, Michel Chammas, Bertrand Coulet

CHU Lapeyronie, Montpellier, France

15:02 - 15:10

OP-129. Glenoid bone deficiency in anatomic total shoulder arthroplasty – clinical impact of a new treatment-based classification system

Birgit S Werner, Inken Wiese, Robert Hudek, Frank Gohlke

Rhön Klinikum AG, Bad Neustadt, Germany

15:10 - 15:18

OP-130. A novel shoulder disability staging system for scapulohumeral arthrodesis in patients with facioscapulohumeral dystrophy

Ilker Eren¹, Olgar Birsel¹, Özgür Öztıp Çakmak², Ayça Aslanger³, Mehmet Demirhan⁴, Piraye Oflazer⁴, Yasemin Gürsoy Özdemir², Hülya Kayseril³, Serpil Eraslan⁵

¹ Koc University, School of Medicine, Department of Orthopaedics and Traumatology, Istanbul, Turkey

² Koc University, School of Medicine, Department of Neurology, Istanbul, Turkey

³ Koc University, School of Medicine, Department of Medical Genetics, Istanbul, Turkey

⁴ Memorial Hospital, Department of Neurology, Istanbul, Turkey

⁵ Koc University, School of Medicine, Department of Molecular Genetics, Istanbul, Turkey

SCIENTIFIC SESSION 14

NEW TECHNIQUES / TIPS & TRICKS

Moderators: **Mario Borroni (Italy)**

Natascha Kraus (Germany)

ROOM POTSDAM • 15:20 - 16:15

15:20 - 15:28

OP-131. The “fishmouth” long head of the biceps biological tenodesis without implant.

Juan Bruguera¹, Luis Gerardo Natera¹, Luigi Piscitelli², Paolo Consigliere¹, Caroline Witney-Lagen¹, Ofer Levy¹

¹ Reading Shoulder Unit, Reading, Berkshire, United Kingdom

² Hospital Santa Maria della Misericordia, Perugia, Italy

15:28 - 15:36

OP-132. Acromioplasty planification: a randomized prospective study

Caecilia Charbonnier¹, Frank C Kolo², Alexandre Lädermann³

¹ Artanim, Meyrin, Switzerland

² Rive Droite Radiology Center, Meyringeneva, Switzerland

³ La Tour Hospital, Meyrin, Switzerland

15:36 - 15:44

OP-133. A Shortcut to arthroscopic suprascapular nerve decompression at the suprascapular notch: new arthroscopic landmarks and surgical technique

Hatem Galal Said¹, Ayman Farouk Abdelkawi², Tarek Nabil Fetih¹, Ahmed Wahid Kandil²

¹ Orthopedic Department, Assiut University Hospital, Assiut, Egypt

² Orthopedic Department, Alexandria University Hospital, Alexandria, Egypt

15:44 - 15:52

OP-134. Clinical outcome in patients with thoracic outlet syndrome who had arthroscopic-assisted transaxillary first rib resection

Yasuhiro Mitsui¹, Masafumi Gotoh¹, Hirokazu Honda¹, Ryo Amamoto¹, Takahiro Okawa¹, Naoto Shiba²

¹ Kurume University Medical Center, Kurume, Japan

² Kurume University Hospital, Kurume, Japan

15:52 - 16:00

OP-135. Double nerve transfer for the reanimation of isolated deltoid palsies.

Thibault Lafosse, Thibault Gerosa, Malo Lehanneur, Emmanuel Masmejean, Jerome Pierrart, Arnaud Walch

European Hospital Georges Pompidou, Paris, France





BERLIN 2017 • GERMANY • SEPTEMBER 13-16

SCIENTIFIC PROGRAM

SATURDAY, SEPTEMBER 16th

16:00 - 16:08

OP-136. Osteotomy of ulna and humerus with preservation of triceps tendon for revision of total elbow arthroplasty

Christophe Spormann

Endoclinic Klinik Hirslanden, Zürich, Switzerland

SCIENTIFIC SESSION 15



REHABILITATION I

Moderators: **Ingrid Hultenheim Klintberg (Sweden)**

Yasmame Karel (Netherlands)

ROOM PAVILLON • 14:00 - 15:03

14:00 - 14:07

OP-137. Sensomotoric deficits following shoulder surgery

Knut Beitzel¹, Stefan Buchmann², Robin Köhler¹, Fabian Stöcker³, Andreas B Imhoff¹, Sven Reuter²

¹. Department of Orthopaedic Sportsmedicine, TU Munich, Munich, Germany

². OFZ Weilheim, Weilheim, Germany

³. Department of Sports Science, TU Munich, Munich, Germany

14:07 - 14:14

OP-138. Early mobilization after rotator cuff repair, does it really matter?

Marwan Haddad¹, Galit Daniel-Lavee¹, Wasim Mshiel¹, Yaniv Keren², Yaron Berkovich²

¹. Galilee Medical Center, Naharyia, Israel

². Rambam Medical CAMPUS, Haifa, Israel

14:14 - 14:21

OP-139. How does shoulder immobilization influence daily physical activity – an accelerometer based study

Dennis Liem, Monika Grabowski, Georg Gosheger, Kristian Schneider, Sebastian Klingebiel, Dominik Schorn, Carolin Rickert

University Hospital Muenster, Münster, Germany

14:21 - 14:28

OP-140. One-year follow-up of the progressive exercise training for patients with rotator cuff related shoulder pain: single group study to investigate the effects on pain severity and disability status

Elif Turgut, Irem Düzgün

Hacettepe University, Ankara, Turkey

14:28 - 14:35

OP-141. Preoperative factors influence the recovery of forward flexion following reverse shoulder arthroplasty

Solenn Gain, Philippe Collin

CHP Saint Grégoire, Saint Grégoire, France

14:35 - 14:42

OP-143. Development and use of a tool for quantifying physiotherapy treatment of subacromial impingement syndrome / rotator cuff tendinopathy (SIS/RCT) patients

Michael J Smith¹, Robert Goldsmith², Anne Wilkes², Timothy Matthews²

¹. Cardiff University, Cardiff, United Kingdom

². Cardiff and Vale University Health Board, Cardiff, United Kingdom

14:42 - 14:49

OP-144. The efficacy of cryotherapy for dysfunctions primarily developed from the musculo skeletal system - a systematic review

Ingrid Hultenheim Klintberg

Institute of Neuroscience and Physiology, Department of Health and Rehabilitation, Unit of Physiotherapy, Lerum, Sweden

14:49 - 14:56

OP-145. Changes in the scapular kinematics in reverse shoulder arthroplasty: a pilot study

Taha Ibrahim Yildiz, Gazi Huri, Burak Ulusoy, Leyla Eraslan, Serdar Demirci, Dilara Kara, Elif Turgut, Egemen Turgan, Irem Duzgun, Mahmut Nedim Doral

Institution of Health Sciences, Ankara, Turkey

SCIENTIFIC SESSION 16



REHABILITATION II

Moderators: **Andre Le Leu (UK)**

Dick Egmond (Germany)

ROOM PAVILLON • 15:00 - 16:00

15:00 - 15:07

OP-146. Conservative rehabilitation for shoulder instability in an elite gymnast

Hilde - Fredriksen

Norwegian Olympic Sports Center, Oslo, Norway



BERLIN 2017 • GERMANY • SEPTEMBER 13-16

SCIENTIFIC PROGRAM

SATURDAY, SEPTEMBER 16th

15:07 - 15:14

OP-147. The acute effect of kinesiotaping in surgically repaired shoulders with history of anterior instability: a three-dimensional motion analysis

Elif Turgut, Gazi Huri, Taha I Yildiz, Egemen Turhan, Leyla S Eraslan, Serdar Demirci, İrem Düzgün, Mahmut N Doral
Hacettepe University, Ankara, Turkey

15:14 - 15:21

OP-148. New dynamic brace and targeted fast rehab protocol for soccer players with in season gleno humeral anterior dislocation

Marco Conti¹, Raffaele Garofalo², Enrico Ceccarelli³, Alessandro Castagna⁴

¹. MedSport, Varese, Italy

². Miulli Hospital, Bari, Italy

³. Villa Stuart, Roma, Italy

⁴. Humanitas, Milano, Italy

15:21 - 15:28

OP-149. Impact of multidisciplinary rehabilitation on the socio-economic burden of shoulder instability – a prospective study.

Tania Louise Douglas, Elaine Cobb, Anthony Gilbert, Anju Jaggi
Royal National Orthopaedic Hospital, Stanmore, United Kingdom

15:28 - 15:35

OP-150. The Scapular Dyskinesis Test: Is it reliable and valid?

Michael J Smith¹, Robert Goldsmith², Kevin Nicholas¹, Samantha Owen²

¹. Cardiff University, Cardiff, United Kingdom

². Cardiff & Vale University Health Board, Cardiff, United Kingdom

15:35 - 15:42

OP-151. Influence of selected factors on shoulder proprioception among handball players

Piotr Krzysztof Kaczmarek¹, Przemyslaw Lubiatowski², Pawel Cisowski¹, Witold Dudzinski¹, Leszek Romanowski³

¹. Rehasport Clinic, Poznan, Poland

². Rehasport Clinic; Department of Traumatology, Orthopaedics and Hand Surgery of University of Medical Sciences in Poznan, Poznan, Poland

³. Department of Traumatology, Orthopaedics and Hand Surgery, University of Medical Sciences in Poznan, Poznan, Poland

15:42 - 15:49

OP-152. Inferior shoulder joint position sense in junior handball players

Hilde - Fredriksen, Piotr Krzysztof Kaczmarek¹, Przemyslaw Lubiatowski², Pawel Cisowski¹, Piotr Ogradowicz², Witold Dudzinski¹, Leszek Romanowski³

¹. Rehasport Clinic, Poznan, Poland

². Rehasport Clinic; Department of Traumatology, Orthopaedics and Hand Surgery, University of Medical Sciences in Poznan, Poznan, Poland

³. Department of Traumatology, Orthopaedics and Hand Surgery, University of Medical Sciences in Poznan, Poznan, Poland

15:49 - 15:56

OP-153. Kinematics and electromyographic analysis of shoulder girdle in professional archery. A prospective laboratory study

Elisa De Santis, Ilaria Parel, Fabio Dellabiancia, Giuseppe Porcellini, Giovanni Merolla

Biomechanics Laboratory, D. Cervesi Hospital, Cattolica, Italy

CLOSING REMARKS

ROOM POTSDAM - 16:15





SCIENTIFIC SESSION EUSSE DAY





BERLIN 2017 · GERMANY · SEPTEMBER 13-16

SCIENTIFIC SESSIONS - EUSSE DAY

FRIDAY, SEPTEMBER 15



WELCOME SPEECH

ROOM PAVILLON · 14:15

Marco Conti – EUSSE President
Markus Scheibel – SECEC Congress President

KEYNOTE SESSION

SPORTING SHOULDER AND ELBOW INJURIES

Moderators: Marco Conti (Italy) & Milena Mirkovic (UK)

ROOM PAVILLON · 14.20 - 15:45

14.20-14:35 h

Shoulder pacemaker for functional shoulder instability

Philipp Moroder, Germany

14.35-14.50 h

Hypermobility shoulders in sport

Anju Jaggi, UK

14.50-15.05 h

Dyskinetic scapula in sport

Susanne Gard, Switzerland

15.05-15.20 h

The kinetic chain and its effect on shoulder injuries

Ian Horsley, UK

15.20-15.45 h

Q+A/Panel discussion

COFFEE BREAK

15:45 - 16:15



KEYNOTE SESSION

SHOULDER INJURIES IN SPORT – CONSIDERATIONS FOR REHABILITATION

Moderators: Suzanne Gard (Switzerland) & Philipp Moroder (Germany)

ROOM PAVILLON · 16:15 - 17:45

16:15-16.30 h

Shoulder injuries in tennis

Milena Mirkovic, UK

16.30-16.45 h

Shoulder injuries in rugby/boxing

Ian Horsley, UK

16.45-17:00 h

Shoulder injuries in gymnastics

Philippe Oddoux, France

17:00-17.15 h

Elbow injuries in handball and volleyball

Jelle Heisen, Netherlands

17.15-17.45 h

Q+A/Panel discussion

EUSSE GENERAL ASSEMBLY

ROOM PAVILLON · 17:45 - 18:45





BERLIN 2017 • GERMANY • SEPTEMBER 13-16

SCIENTIFIC SESSIONS - EUSSE DAY

SATURDAY, SEPTEMBER 16th



CONJOINT SESSION SECEC - EUSSE

KEYNOTE SESSION

RETURN TO PLAY FOLLOWING SHOULDER AND ELBOW INJURIES - PART 1

Moderators: Anju Jaggy (UK) & Peter Brownson (UK)

ROOM PAVILLON • 09:00 - 10:30

09.00 h

Introduction

09.05-09.15 h

Shoulder "reconstruction" in goal keepers

Alessandro Castagna, Italy

09.15-09.30 h

Return to goal keeping following shoulder reconstruction

Ben Ashworth, UK

09.30-09.45 h

Questions and Answers

09.45-09.55 h

Rotator cuff repairs and return to sports in gymnasts

Markus Scheibel, Germany

09.55-10.10 h

Rehabilitation of rotator cuff tendinopathy in tennis players

Milena Mirkovic, UK

10.10-10.25 h

Q+A/Panel discussion

COFFEE BREAK

10:30 - 11:00



RETURN TO PLAY FOLLOWING SHOULDER AND ELBOW INJURIES - PART 2

Moderators: Yasmayne Karel (Netherlands) & Marco Conti (Italy)

ROOM PAVILLON • 11:00 - 13:00

11.00-11.10 h

Surgical options for AC joint sprains in contact sports

Raffaele Garofalo, Italy

11.10-11.25 h

Return to play following AC joint sprain/s

Mauch Frieder, Germany

11.25-11.40 h

Questions and Answers

11.40-11.55 h

Elbow MCL reconstruction in throwing athlete

Christian Gerhardt, Germany

11.55-12.10 h

Return to sport following elbow MCL reconstruction

Andre Le Leu, UK

12.10-12.25 h

Q+A/Panel discussion

12.25-12.35 h

SLAP repair in overhead athletes

Peter Brownson, UK

12.35-12.50 h

Return to handball following SLAP repair

Ewa Heidvall, Sweden

12.50-13.00 h

Q+A/Panel discussion

LUNCH BREAK

EXHIBITION AREA • 13:00 - 14:00



PAPER PRESENTATIONS 1

SCIENTIFIC SESSION 15 • REHABILITATION I

Moderators: Ingrid Hultenheim Klintberg (Sweden) & Yasmayne Karel (Netherlands)

ROOM PAVILLON • 14:00 - 15:00

(Page 46)





BERLIN 2017 • GERMANY • SEPTEMBER 13-16

SCIENTIFIC SESSIONS - EUSSE DAY

SATURDAY, SEPTEMBER 16TH

PAPER PRESENTATIONS 2

SCIENTIFIC SESSION 16 • REHABILITATION II

Moderators: *Andre Le Leu (UK) & Dick Egmond (Germany)*

ROOM PAVILLON • 15:00 - 16:00

(Page 47)

WORKSHOPS

ROOM PAVILLON • 16:00 - 18:00

16.00-17.00

A1 - Upper limb screening tests for return to play

Ian Horsley, UK

A2 - Exercise progression for RTP in overhead athletes

Susanne Gard, Switzerland

17.00-18.00

B1 - Manual therapy for elbow rehabilitation in sport

Jelle Heisen, Netherlands

B2 - Assessment and rehabilitation principles for the rotator cuff

Anju Jaggi, UK



BERLIN 2017 • GERMANY • SEPTEMBER 13-16

LUNCH WORKSHOPS (INDUSTRY SPONSORED)

THURSDAY, SEPTEMBER 14th

12.55-14.25 h

BELLEVUE



Arthroplasty Symposium /
BLUEPRINT™ for Reversed
Configuration "All-inclusive"

SCHÖNEBERG



**ZIMMER BIOMET
Institute**

Treating the glenoid in primary
and reverse cases

TEGEL



Current concepts in the Arthroscopic
treatment of rotator cuff tears

TIERGARTEN



Advanced Rotator Cuff Solutions

CHARLOTTENBURG I - II



Bring on the Challenge.
Solutions for your complex shoulder
cases

CHARLOTTENBURG III



Clinical results and surgical pearls:
A decade of experience with RSA
inverted material bearings and
stemless arthroplasty

KOPENICK I - II - III



Shoulder Injuries in Athletes

FRIDAY, SEPTEMBER 15th

12.40-14.10 h

PAVILLON



Superior Capsular Reconstruction

BELLEVUE



Arthroplasty Symposium & Workshop
/ How to treat complex glenoid cases?

CHARLOTTENBURG I - II



How Trabecular Titanium has
improved our clinical practice

TEGEL



The latest developments
in shoulder instability

TIERGARTEN



3 Advanced Techniques in Glenoid
Reconstruction

KOPENICK I - II - III



Cementless glenoid component: new
design and long term FU

CHARLOTTENBURG III



InSpace – Balloon Spacer for Massive
Rotator Cuff Tear Over 10000
Patients Treated

SCHINKEL



From Reverse to Fast forward...
Moving through the Gears with DJO

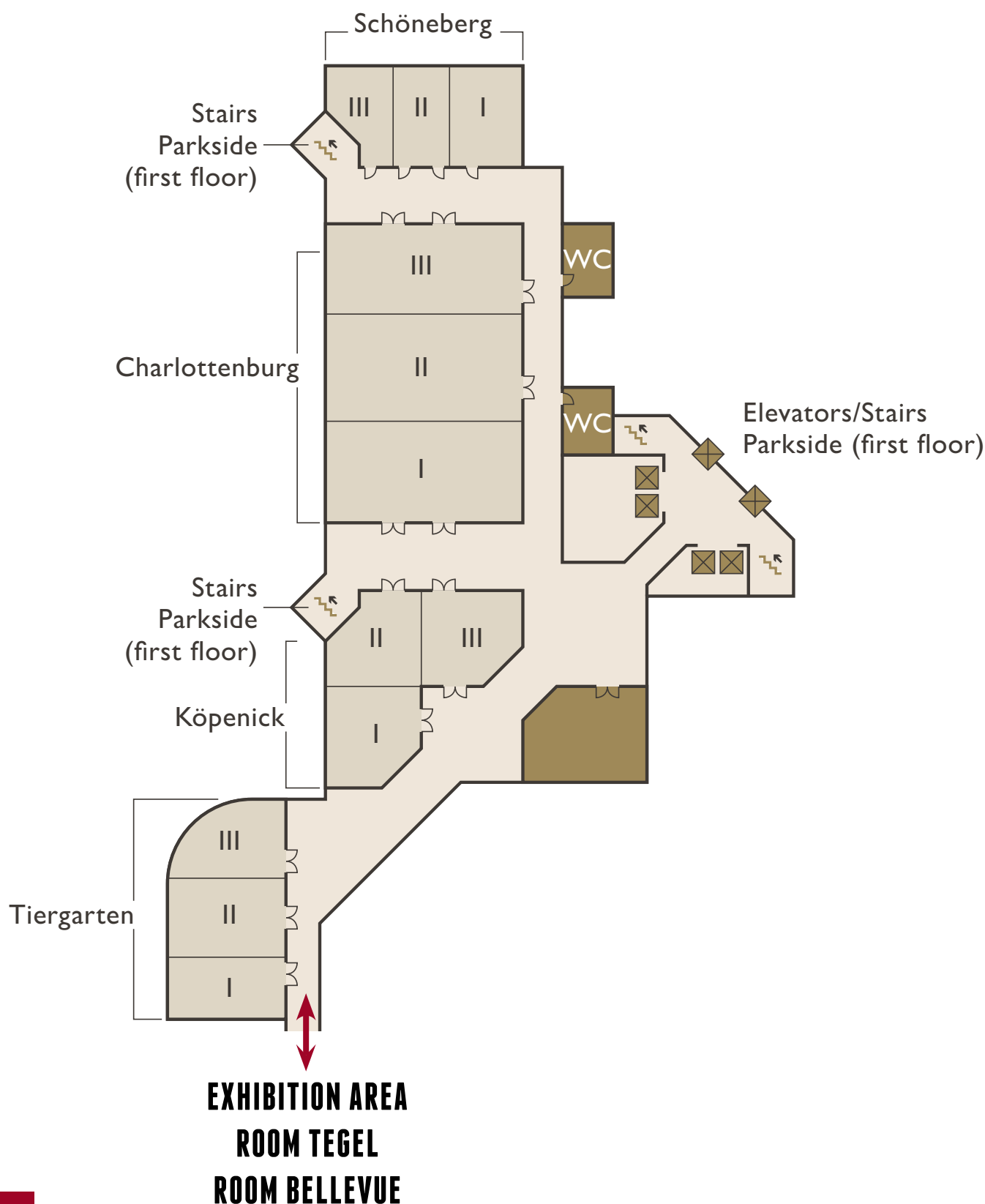
SCHÖNEBERG



State of the art of anatomic shoulder
arthroplasty - Modular vs Stemless

BERLIN 2017 • GERMANY • SEPTEMBER 13-16

LUNCH WORKSHOPS (INDUSTRY SPONSORED)



BERLIN 2017 • GERMANY • SEPTEMBER 13-16

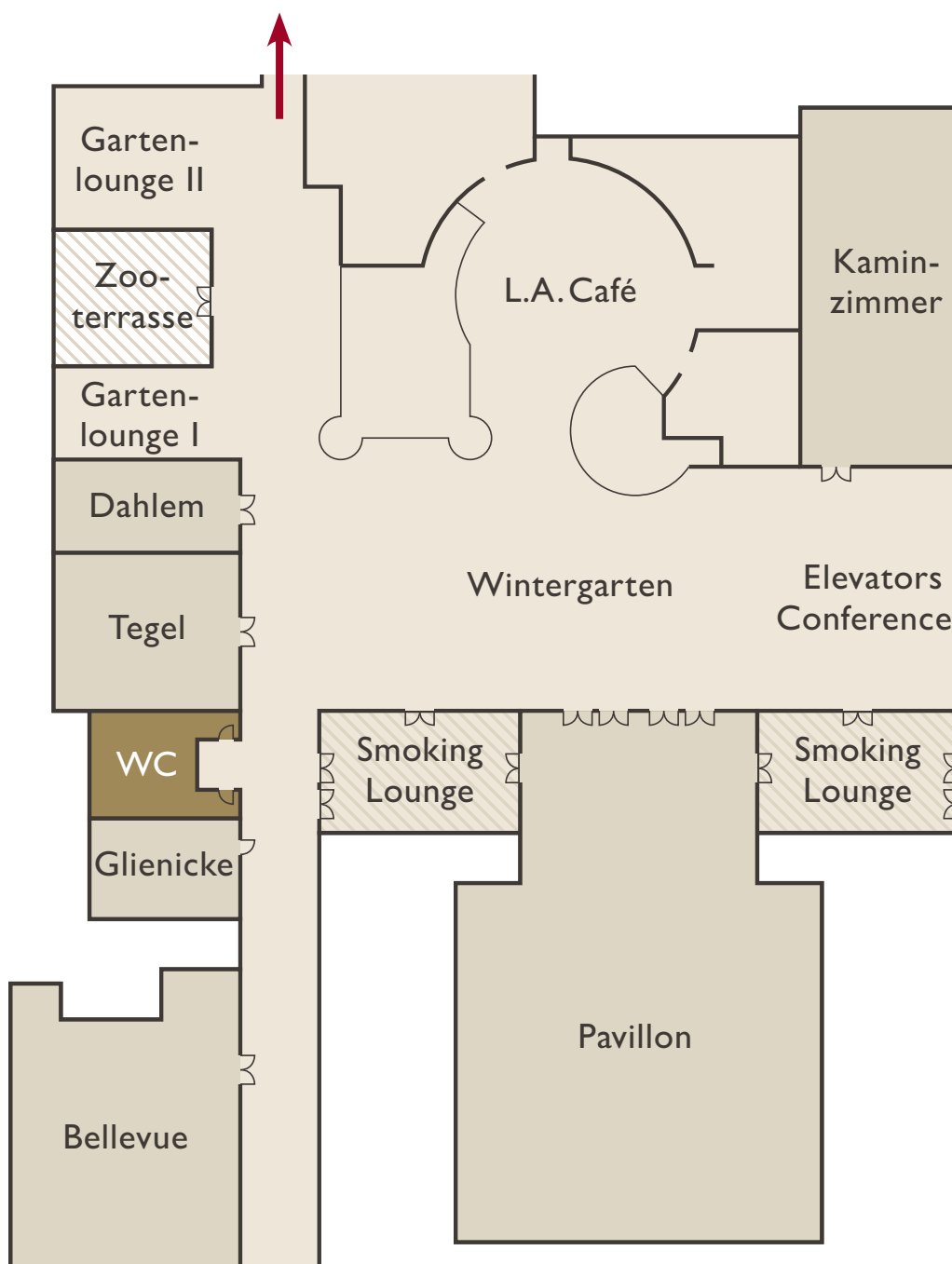
LUNCH WORKSHOPS (INDUSTRY SPONSORED)

CHARLOTTENBURG I - II - III

TIERGARTEN I - II - III

KOPENICK I - II - III

SCHONEBERG



BERLIN 2017 • GERMANY • SEPTEMBER 13-16

LUNCH WORKSHOPS (INDUSTRY SPONSORED)

THURSDAY, SEPTEMBER 14th

12.55-14.25 h

BELLEVUE



ARTHROPLASTY SYMPOSIUM / BLUEPRINT™ FOR REVERSED CONFIGURATION “ALL-INCLUSIVE”

Invited Faculty

Pascal Boileau, France

Birgit Werner, Germany

SCHÖNEBERG



**ZIMMER BIOMET
Institute**

TREATING THE GLENOID IN PRIMARY AND REVERSE CASES

PLEASE REGISTER FROM 12:40 PM

Faculty

Prof. Olivier Verborgt, AZ Monica Antwerp, Belgium

Prof. Christian Gerber, Balgrist University Hospital, Zurich, Switzerland

Andrew Hopkins, PhD, Development Upper Extremities, Zimmer Biomet, Switzerland

- Opening
- Glenoid correction and reconstruction in anatomical and reverse prosthesis with the use of technology
- Treatment of the glenoid in primary and reverse cases with the use of one prosthesis
- Discussion
- Closure

TEGEL



CURRENT CONCEPTS IN THE ARTHROSCOPIC TREATMENT OF ROTATOR CUFF TEARS

Presentations are followed by open interactive discussion and hands-on workshop

Chairman

Alessandro Castagna, MD, Italy

Arthroscopic Latissimus Dorsi tendon transfer

Paolo Paladini, MD, Italy

Biceps – to kill or not to kill?

Bilal-Farouk El-Zayat, PD, Germany

Tips and Tricks for Subscapularis tendon repairs

Philippe Collin, MD, France

TIERGARTEN



ADVANCED ROTATOR CUFF SOLUTIONS

Chairman

Martyn Snow, UK

Managing the irreparable cuff - Superior capsule reconstruction

Martyn Snow, UK

Matching implant to biology

Nik Verma, USA

Key strategies to improve our healing rate in RCR

Miguel Ruiz Iban, Spain

BERLIN 2017 • GERMANY • SEPTEMBER 13-16

LUNCH WORKSHOPS (INDUSTRY SPONSORED)

THURSDAY, SEPTEMBER 14th

12.55-14.25 h

CHARLOTTENBURG I-II



BRING ON THE CHALLENGE. SOLUTIONS FOR YOUR COMPLEX SHOULDER CASES

Introduction, 10yr Anniversary of the Equinox rTSA

Chris Roche

Introduction to the Equinox Preserve Humeral Stem

Felix (Buddy) Savoie III, MD, USA

Midterm Equinox rTSA Clinical Outcomes

Inigo Guisasola, FRCS, UK

The Difficult Glenoid: A Review of Augmented Glenoid Outcomes

Prof. Peter Müller, Germany

Overview of ExactechGPS Shoulder Application: Preop Planning & Computer Navigation

Raul Barco, MD, Spain

Novel Prosthetic Solutions for Humeral Bone Loss

David Collins, MD, USA

Wrap Up

Paolo Grosso

Adjourn

CHARLOTTENBURG III



CLINICAL RESULTS AND SURGICAL PEARLS: A DECADE OF EXPERIENCE WITH RSA INVERTED MATERIAL BEARINGS AND STEMLESS ARTHROPLASTY

Chairman

Simon Bell, Australia

Introduction

Simon Bell, Australia

First Presentation: History and perspectives of RSA and stemless anatomic prosthesis development

Georges Kohut, Switzerland

Second Presentation: Inverted material bearings in RSA: gimmick or necessity?

Falk Reuther, Germany

Third Presentation: Fracture and Fracture Inverse: surgical pearls and pitfalls

Simon Bell, Australia

Discussion and wrap-up:

Stemless arthroplasty: Mid-term results. Past and future perspectives.

Questions from the audience and between moderator/speakers

KOPENICK I - II - III



SHOULDER INJURIES IN ATHLETES

Partial rotator cuff tears in athletes

Christian Gerber, Switzerland

Shoulder injuries in gymnasts

Markus Scheibel, Germany

Rotator cuff lesions in overhead athletes

Dominik C. Meyer, Switzerland

BERLIN 2017 • GERMANY • SEPTEMBER 13-16

LUNCH WORKSHOPS (INDUSTRY SPONSORED)

FRIDAY, SEPTEMBER 15th

12.40-14.10 h

PAVILLON



SUPERIOR CAPSULAR RECONSTRUCTION

Chairman

Anthony Romeo

Indications and Safety of the procedure

USA, Anthony Romeo

Evolution of SCR Surgical Technique and clinical results, one to two years

USA, Patrick Denard

Lessons learned, what's my approach today

UK, Matt Ravenscroft

BELLEVUE



ARTHROPLASTY SYMPOSIUM & WORKSHOP / HOW TO TREAT COMPLEX GLENOID CASES?

Faculty

Markus Scheibel, Germany

Alexandre Lädermann, Switzerland

CHARLOTTENBURG I-II



HOW TRABECULAR TITANIUM HAS IMPROVED OUR CLINICAL PRACTICE

Innovations in shoulder arthroplasty: is there a clinical need?

Alessandro Castagna, Milan, Italy

Trabecular titanium: a cutting edge technology applied to the SMR Heritage

Michele Pressacco, Udine, Italy

SMR stemless: unique inlay design for a bone sparing approach

Jörn Kircher, Hamburg, Germany

Complex glenoid reconstruction with bone grafting technique

Ian Trail, Wroughtington, UK

Discussion

TEGEL



THE LATEST DEVELOPMENTS IN SHOULDER INSTABILITY

Presentations are followed by open interactive discussion and hands-on workshop

Chairman

Dennis Liem, MD, PhD, Germany

Resorbable devices for Arthroscopic shoulder stabilization. Are they harmless?

Paolo Paladini, MD, Italy

Bankart and Remplissage procedure for shoulder instability: indications, techniques and outcomes

Giuseppe Porcellini, MD, Italy

Solutions for glenoid bone loss – Arthroscopic and open techniques

Raul Barco, MD, Spain

BERLIN 2017 • GERMANY • SEPTEMBER 13-16

LUNCH WORKSHOPS (INDUSTRY SPONSORED)

FRIDAY, SEPTEMBER 15th

TIERGARTEN



3 ADVANCED TECHNIQUES IN GLENOID RECONSTRUCTION

Chairman

Nik Verma, USA

Mini-Open Latarjet

Nik Verma, USA

Suspensory fixation is an alternative to screw fixation for Latarjet procedure

Pascal Bolieau, France

Bone block technique for glenoid bone loss

Ettore Taverna, Italy

KOPENICK I - II - III



CEMENTLESS GLENOID COMPONENT: NEW DESIGN AND LONG TERM FU

Metal back glenoid implant: an evidence based medicine update

M. Borroni, Italy

New design of cementless convertible glenoid component: review of 90 cases

P. Habermeyer, Germany

16 years of uncemented glenoids in TSA : still a reliable and modern concept

J. Kany, D. Katz

Benefits of Metal back platform system

Philippe Valenti, France

Interactive session clinical cases and discussion

CHARLOTTENBURG III



INSPLACE – BALLOON SPACER FOR MASSIVE ROTATOR CUFF TEAR OVER 10000 PATIENTS TREATED

A biomechanical study with the InSpace on top of rotator cuff repair

Prof. Dr. med. Matthias Pietschmann, Germany

The InSpace pivotal study in the USA

Dr. Nikhil Verma, USA

My clinical approach for the InSpace subacromial spacer

Dr. Laurent Lafosse, France

SCHINKEL



FROM REVERSE TO FAST FORWARD...MOVING THROUGH THE GEARS WITH DJO

My Early Experience with the Altivite™ Anatomic System

Dr. Grant Garrigues

Altivite Anatomic Sawbones Demonstration

Dr. Grant Garrigues

My Seven Year Experience with the Reverse® Shoulder Prosthesis

Dr. Frank Reichwein

Challenging Cases and How We Fix Them (1 case each)

All faculty members

SCHÖNEBERG



STATE OF THE ART OF ANATOMIC SHOULDER ARTHROPLASTY - MODULAR VS STEMLESS

Faculty

Ludwig Seebauer, Munich

BERLIN 2017 • GERMANY • SEPTEMBER 13-16

SOCIAL EVENTS

WEDNESDAY, SEPTEMBER 13th



OPENING CEREMONY AND WELCOME COCKTAIL- from 18.00h

SECEC 2017 Welcome Cocktail will be held on Wednesday, 13th late afternoon after the Opening Ceremony.

(included in the registration fee)

FRIDAY, SEPTEMBER 15th



GALA DINNER - 20.30h

SECEC 2017 Gala Dinner will be held on Friday, September 15th evening.

120€ (not included in the registration fee)

Venue: **Classic Remise**

You will find the Classic Remise Berlin in a well restored historic tram depot. Since its opening in 2003 it is one of the most favorite event location in Berlin. Old industry architecture combined with the presentation of historical and classic cars together with precious oldtimers in glass show boxes guaranty an unforgettable ambience.

Mix and mingle with your colleagues and enjoy the sophisticated gastronomy in an incomparable atmosphere of breathtaking architecture and legendary cars.

BERLIN 2017 • GERMANY • SEPTEMBER 13-16

EXHIBITION CATALOGUE



ARC Korea Co.

#601 6F Postechno, 165, Sunhwan-ro, Jungwon-gu,
Seongnam-si, Gyeonggi-do, 13207, Korea

Phone: +82 2 3411 2999

Fax: +82 2 6442 4103

info@arc-korea.co.kr

www.arc-korea.com

ARC Korea Co., Ltd. is a medical device manufacturer which produces all suture anchor and bioabsorbable implant for orthopedics. Not only is our manufacturing technique unique and valuable in Korea but also our product is special. We have patent and product approval from MFDS for the first. Our attitude is sincere when we research and develop product. We will provide high quality product and technique.



Arthrex GmbH

Erwin-Hielscher-Str. 9

81249 München

+49 89 90900 50

info@arthrex.de

www.arthrex.com

We are a global medical device company and leader in new product development and medical education in orthopedics. With a corporate mission of Helping Surgeons Treat Their Patients Better, Arthrex has pioneered the field of arthroscopy and developed more than 11 000 innovative products and surgical procedures to advance minimally invasive orthopedics worldwide. Our product range comprises electronic equipment for arthroscopy, reconstruction instruments and implants for sports medicine and traumatology, joint prosthetics, and orthobiologic products.



ConMed

Frankfurter Straße 74

64521 Gross-Gerau

Germany

Phone: 0032 2 526 05 60

DarraghCullen@conmed.com

www.conmed.com

ConMed is committed to provide excellent products to enable surgeons to treat their patients better, so as to improve the patient outcomes and to enhance patient care. Please visit us on stand number 20 during the SECEC meeting, so as to explore our latest products – or just pop by for a coffee. We look forward to welcoming you!



De Soutter Medical Ltd

Halton Brook Business Park

Weston Road, Aston Clinton

Aylesbury HP22 5WF

United Kingdom

Phone: +44 (0) 1296 634000

Fax: +44 (0) 1296 634033

info@de-soutter.com

<http://www.de-soutter.com>

De Soutter Medical is a company solely focussed on producing advanced power instrument solutions for today's exacting surgical procedures. The company has accumulated years of experience concerning the complex and demanding requirements of advanced surgical techniques and how they need to be augmented with the latest technologies in power instrument design. The products De Soutter produce are the result of continuous investment into research and development of high integrity, precision instruments which surgical teams, the world over, have come to rely on. The company's universal goal is total customer satisfaction.





BERLIN 2017 • GERMANY • SEPTEMBER 13-16

EXHIBITION CATALOGUE



DJO, LLC - A DJO Global Company

9800 Metric Blvd

Austin, TX 78758

Phone: 800.456.8696

D: 512.834.6219

C: 512.426.0101

courtney.hubbard@djoglobal.com

www.djoglobal.com

DJO Global provides solutions for musculoskeletal and vascular health, injury prevention, rehabilitation and pain management as well as joint reconstruction. Our products help prevent injury, rehabilitate after injury or surgery, or manage progression of degenerative disease, enabling patients to keep moving and to return to a healthier lifestyle.

Visit www.DJOglobal.com.



EVOLUTIS

Avenue de la libération

42720 Briennon FRANCE

+33 4 77 60 79 99

evolutis@evolutis42.com

Evolutis is a French orthopedic manufacturer established in 1999. Today, it is a major competitor in many international markets. The company is recognized for the high quality, reliability and effectiveness of its orthopedic implants. More than 30000 units of the "Hactiv" hip system and its by-products have been implanted since its first implantation in 2001.

Evolutis develops and manufacture Hip, Knee, Shoulder and extremity joint replacement devices.

Evolutis products meet all international quality standards including ISO9001 and EN13485 requirements.



DUAL SANITALY S.p.A.

Via Giuseppe Di Vittorio 15

10024 Moncalieri (TO) - ITALY

Phone: 0039 011 6818411

Fax: 0039 011 6818445

Email: info@dualsanitaly.it

www.ekeepitalia.com

Dual Sanitaly S.p.A., a family company, has been producing orthopedic products since 1949.

We propose an innovative line of braces named eKeep®. An all-Italian adventure that started with the creation of the S2 Shoulder Stabilizer®, a product unique in the field of orthotics, the first brace for the prevention of dislocation of the shoulder that controls rather than impedes movement.

The other brace is K1 Posture Keeper® designed to achieve correct dynamic back strengthening. eKeep products are made with technical fabrics acquired from the sporting world have opened up new potential uses that are lacking in other fabrics.



Exactech

Global Headquarter: Exactech Inc., 2320 NW 66th

Court, Gainesville, FL 32653 USA

+1 352 377 1140

Exactech International Operations AG, Weltpoststrasse 5,

3015 Bern, Switzerland

+41 31 300 35 20

www.exac.com

Exactech develops and produces bone and joint restoration products that help surgeons worldwide make patients more mobile. Since 1985, Exactech has looked at clinical challenges through the eyes of a surgeon, because it was founded by one. With global headquarters in Gainesville, Fla., Exactech manufactures innovative solutions that improve patient outcomes for hip, knee and shoulder surgery and distributes in more than 30 markets, including Europe, the United States, Latin America, Asia and the Pacific. For more information, please visit www.exac.com.

BERLIN 2017 • GERMANY • SEPTEMBER 13-16

EXHIBITION CATALOGUE



Group FH Ortho

3 rue de la Forêt
68990 Heimsbrunn
Phone: +33 3 89 81 90 92
Fax: + 33 3 89 81 80 11
orthopedie@fhorthopedics.fr
www.groupfhortho.com

Group FH Ortho is renowned for its innovative products and surgical techniques, which stem from collaborations with leading orthopaedic surgeons in France and throughout the world. Today, Group FH ORTHO offers a full range of orthopaedic implants: hip, knee, shoulder, cruciate ligament repair, forefoot, hindfoot and spine.



Innovative Design Orthopaedics Limited

6 Brewery Court, High Street
Theale, Reading, Berkshire RG7 5AJ United Kingdom
Phone: +44 (0)330 202 0840
Fax: +44 (0)330 202 0841
info@idorth.com
www.idorth.com

IDO is a dynamic and innovative orthopaedic device company that collaborates closely with practicing orthopaedic surgeons in order to develop, design, and manufacture advanced, sophisticated and simple solutions. Our first unique and innovative shoulder implant called Verso® is a stemless reverse total shoulder prosthesis, already in use for over 11 years with hundreds of satisfied patients and excellent clinical and radiologic results. The Verso® also has a stemmed version for fractures and revisions, which benefits from the same unique advantages, design and simple yet sophisticated concept.

It's currently available and already in use in UK, France, Germany, Italy, Poland and Israel with Australia, Switzerland and Argentina where it will be launched soon.

We are working to introduce a range of valuable and practical orthopaedic products for clinical use throughout Europe and beyond, with significant added value for surgeons and their patients.



FX SOLUTIONS

1663 Rue De Majornas
01440 Viriat
France
Phone: +33(0)474553555
Fax: +33(0)474524401
info@fxsolutions.fr
www.fxsolutions.fr

FX Solutions is an innovative French company specialized in the design, manufacturing and distribution of shoulder prosthesis, dedicated to improving patient outcomes during orthopedic surgical procedures in shoulder surgeries. In order to provide the most efficient solutions for difficult surgical procedures, WE LISTEN TO SURGEONS, paying close attention to detail, and analyzing new possibilities to solve problems that surgeons encounter.

In this way, BY LISTENING TO SURGEONS, FX Solutions can design and develop new implants, instruments, and surgical techniques best suited to solving everyday problems encountered by orthopedic shoulder surgeons in treating shoulder trauma and degenerative pathologies.



implantcast GmbH

Lüneburger Schanze 26,
21614 Buxtehude, Germany
Phone: 04161 744-0
Fax: 04161 744-200
info@implantcast.de
www.implantcast.de

implantcast is a German orthopaedic company from Buxtehude, founded in 1988. The company is one of the leading manufacturers of implants. implantcast is represented worldwide by direct subsidiaries and independent distributors in more than 70 countries. Besides total hip and knee systems, implantcast promotes since 2005 the AGILON® Shoulder System, the first system with a glenosphere of polyethylene. AGILON® offers a full modularity to treat omarthrosis and trauma patients with anatomical and reverse implants. The NES Elbow System, the ICARA® Radial Head System and the MUTARS® components complete a full range of solutions.





BERLIN 2017 • GERMANY • SEPTEMBER 13-16

EXHIBITION CATALOGUE



ITEC Medical BV
Institutenweg 25a
7521 PH Enschede
The Netherlands
Tel. +31 85 773 53 50
info@itecmedical.com
www.itecmedical.com

ITEC Medical offers a unique, new, simple, safe, fast and standardized treatment for the most common orthopedic injury: the tennis elbow. ITEC Medical has invented and developed a unique apparatus, the ITEC-medical device, which can be operated by a standardized procedure with minimal risk. With the ITEC-medical device the specialist treats the exact site of the injured tennis elbow by a manual perforation and injection of the tendon by a small, specially designed, set of disposable needles, the ITEC-injection disposable.



Mathys Ltd Bettlach
Robert Mathys Strasse 5
Postfach 2544 Bettlach
Schweiz
P: +41 32 644 1 644
F: +41 32 644 1 161
info@mathysmedical.com
www.mathysmedical.com

The Swiss Orthopaedic family company founded in 1946 looks back on over 50 years of experience in medical technology. Since November 2003 Mathys concentrates on the development, production and distribution of joint replacement products for hip, knee and shoulder, synthetic bone graft substitutes and sport orthopaedics. Today, Mathys has 12 subsidiaries worldwide.

The Affinis Shoulder portfolio covers all areas of indication: Whether primary care, fracture or revision implants, the Affinis implants provide systematic solutions to orthopaedic challenges. Since the beginning of 2000, the portfolio has been continuously further developed, improved and expanded. Of course medical advances also influence our instruments.



Limacorporate S.p.A.
Via Nazionale, 52
33038 Villanova di San Daniele del Friuli (UD) - (ITALY)
T: +39 0432 945 511
F: +39 0432 945 512
info@limacorporate.com
www.limacorporate.com

Lima Corporate is a global medical device company providing reconstructive and fixation orthopaedic solutions. based in Italy, Lima Corporate is committed to the development of innovative products and procedures to enable surgeons to select ideal solutions for every individual patient. Lima's product range includes large joint primary/revision implants and complete extremities solutions including fixation.

OUR MISSION: Lima offers innovative solutions to assist orthopedic surgeons in restoring the Emotion of Motion.

OUR VISION: Lima aspires to be the leading company in niche orthopaedic markets to improve surgeon and patient experience, offering innovative, tailored solutions.



Materialise NV
Robert Mathys Strasse 5
Technologielaan 15, 3001 Leuven, Belgium
P: +32 16 39 66 11
F: +32 16 39 66 00
medical@materialise.com
www.materialise.com

MEDICAL 3D PRINTING FOR ENHANCED THERAPY

Materialise has pioneered many leading medical applications of 3D Printing, enabling researchers, engineers and clinicians to revolutionize innovative patient-specific treatment that helps improve and save lives. Materialise's open and flexible platform of software and services, Materialise Mimics, forms the foundation of certified Medical 3D Printing, in clinical as well as research environments, offering virtual planning software tools, 3D-printed anatomical models, and patient-specific surgical guides and implants. Learn all about our pre-surgical planning and 3D printing solutions at the Materialise booth (#35).



ConMed...

Explore our new products and solutions for Rotator Cuff Repair

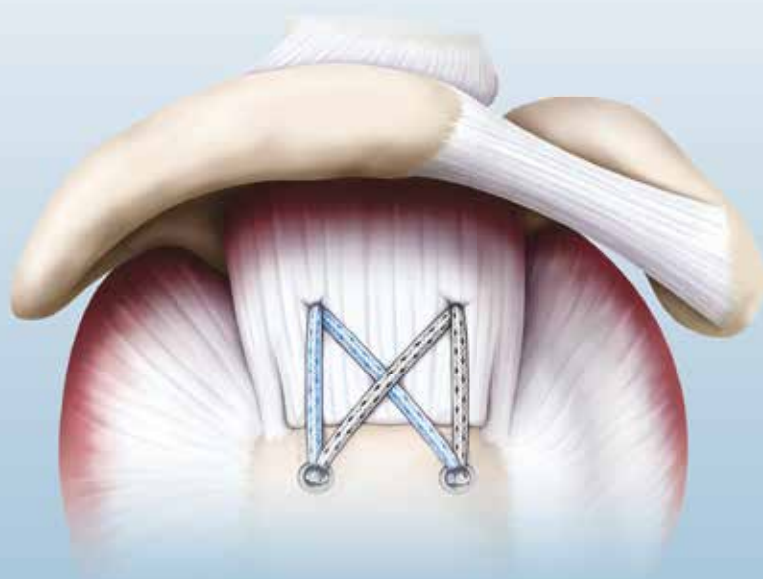
CONMED's **NEW CuffLink™ Double-Row Solution** combines our easy-to-use Y-Knot® RC self-punching all-suture anchor, the controlled tension of the New CrossFT™ Knotless PEEK suture anchor and less abrasive Hi-Fi® Tape for optimized rotator cuff compression.



CrossFT™
Knotless Suture Anchor



Y-Knot® RC
Self-Punching All-Suture Anchor





BERLIN 2017 • GERMANY • SEPTEMBER 13-16

EXHIBITION CATALOGUE



Medacta International
Strada Regina
CH-6874 Castel San Pietro
Switzerland
Phone: +41 (91) 696 60 60
Fax: +41 (91) 696 60 66
info@medacta.ch
www.medacta.com

Medacta International is a Swiss company developing, manufacturing and distributing orthopaedic and neurosurgical medical devices world-wide.

Medacta was founded in 1999 with a vision of redefining better through innovation for people needing joint replacement and spine surgery. Through medical education, our innovation leads to better results both for patients and healthcare system in terms of efficiency and economic savings.



Medartis AG
Hochbergerstrasse 60E
4057 Basel
Switzerland
+41 61 633 34 34
+41 61 633 34 00
info@medartis.com
www.medartis.com

Medartis AG, headquartered in Basel, CH, specializes in high-precision implants for surgical fixation of bone fractures and osteotomies. We develop, manufacture and sell titanium screws and plates, surgical instruments and system solutions for fracture fixation, allowing reconstruction of fractures, malunions, deformities and adjacent soft tissues.

With our motto "Precision in Fixation", we place highest priority on maintaining stringent quality standards, continuous development, innovation and comprehensive service for surgeons, OR staff and patients. This has formed the foundation of success since the company's establishing in 1997. Continuous improvement of early functional rehabilitation through high-quality products and unique technologies is our goal



Orthospace
Halamish 7
Caesarea, Israel
Phone: +972-4-6667330
Fax: +972-4-6294928
info@orthospace.co.il
<http://orthospace.co.il/>

Ortho-Space develops and commercializes simple-to-implant, biodegradable balloon systems for the orthopedic market.

The InSpace™ system has the CE mark since 2010, and is currently marketed in Europe and other territories, with more than 10,000 patients treated so far. The system is under IDE use as part of a pivotal study in the United States. InSpace™ is indicated for patients who suffer from rotator cuff injury, reducing shoulder pain and improving range of motion.



Parcus Medical™, LLC
6423 Parkland Drive
Sarasota, FL USA 34243
Phone: (941) 755-7965
Fax: (941) 755-6543
customerservice@parcusmedical.com
www.parcusmedical.com

For 10 years, Parcus Medical™ has been offering solutions for the changing health care environment. Our mission is aligned with surgeons and health care facilities that need the highest performance sports medicine products and provide a genuine value proposition for their patients. With decades of experience in manufacturing and design to guide us, we now offer over 300 products made in our Sarasota, Florida facility. Our ever expanding product portfolio is now available in over sixty countries and growing because at Parcus, Surgical Innovation is Customer Driven.

BERLIN 2017 • GERMANY • SEPTEMBER 13-16

EXHIBITION CATALOGUE



Smith & Nephew
150 Minuteman Road
Andover, MA 01810
USA
Phone: +1 (978) 749 1000
Fax: +1 (978) 749 1599
www.smith-nephew.com/contact-us
www.smith-nephew.com

Smith & Nephew is a global medical technology business dedicated to supporting healthcare professionals in their daily efforts to improve the lives of their patients. With leadership positions in Orthopaedic Reconstruction, Advanced Wound Management, Sports Medicine and Trauma & Extremities, Smith & Nephew has more than 15,000 employees and a presence in more than 100 countries. Annual sales in 2016 were almost \$4.7 billion. Smith & Nephew is a member of the FTSE100 (LSE:SN, NYSE:SNN).



KARL STORZ GmbH & Co. KG
Mittelstrasse 8
78532 Tuttlingen
Germany
Tel: +49 (0) 74617080
Fax: +49 (0) 7461708 377
info@karlstorz.com
www.karlstorz.com

KARL STORZ is a renowned manufacturer that is well established in all fields of endoscopy and can be considered as market leader in rigid endoscopy. The still family held company was founded in 1945 in Tuttlingen, Germany, and has grown to one with a worldwide presence and 7800 employees. KARL STORZ offers a range of both rigid and flexible endoscopes for a broad variety of applications. Today's product range also includes fully integrated concepts for the OR and servicing.



WRIGHT
1023 Cherry Road
Memphis, TN 38117
Phone: + 1 800 238 7117 / + 1 901 867 9971
www.wright.com

As the Premier, High-Growth Extremities and Biologics Company, Wright Medical is uniquely positioned with leading technologies and specialized sales forces in three of the fastest growing areas of orthopaedics – Upper Extremities, Lower Extremities and Biologics. That leadership is further enhanced by one of the most comprehensive extremity and biologic product portfolios in the industry as well as strong platforms for future new product development. From new material technologies to advanced products and instrumentation, Wright is committed to delivering innovative, value-added solutions improving quality of life for patients worldwide. For more information regarding Wright, visit www.wright.com



Zimmer GmbH
Sulzer Allee 8
8404 Winterthur
Switzerland
www.zimmer.com

Founded in 1927 and headquartered in Warsaw, Indiana, USA, Zimmer Biomet is a global leader in musculoskeletal healthcare. We design, manufacture and market orthopaedic reconstructive products; sports medicine, biologics, extremities and trauma products; spine, bone healing, craniomaxillofacial and thoracic products; dental implants; and related surgical products.

We collaborate with healthcare professionals around the globe to advance the pace of innovation. Our products and solutions help treat patients suffering from disorders of, or injuries to, bones, joints or supporting soft tissues.

We have operations in more than 25 countries around the world and sell products in more than 100 countries.





BERLIN 2017 • GERMANY • SEPTEMBER 13-16

NOTES



BERLIN 2017 • GERMANY • SEPTEMBER 13-16

NOTES



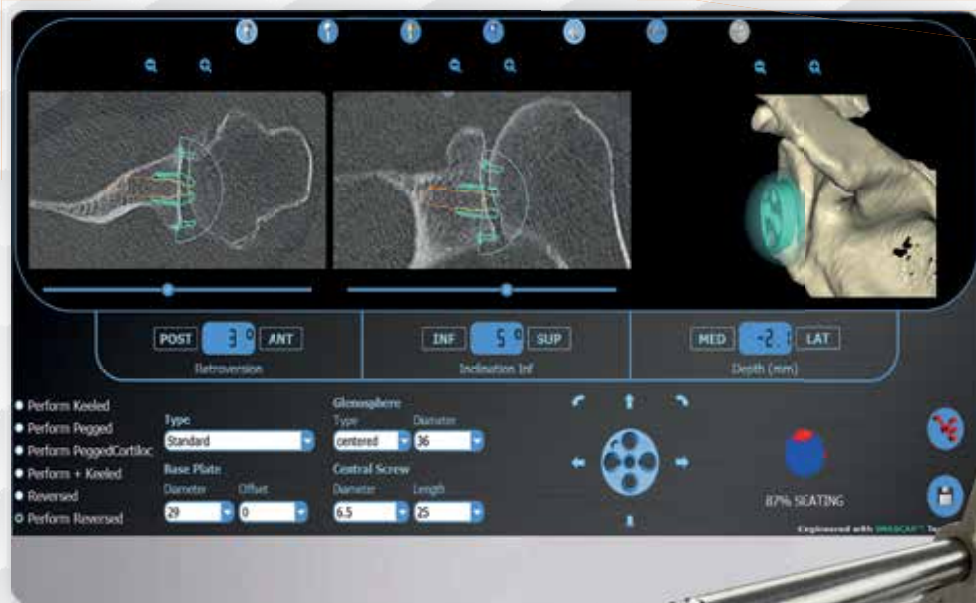
Tornier Upper Extremities

TORNIER
AEQUALIS™
PERFORM REVERSED





TORNIER BLUEPRINT™ for Reversed Arthroplasty





WWW.SECEC.ORG